





Key

-  WDL - Green Belt (DS19)
-  WDL - Housing Allocations (DS11)
-  Ref
-  WDC District Boundary

32. Aylesbury House

**Local Plan
Policies
Map**

