

Newbold Comyn - Draft Masterplan

3753

Total Responses

2960 Completed Responses

793 Partial Responses

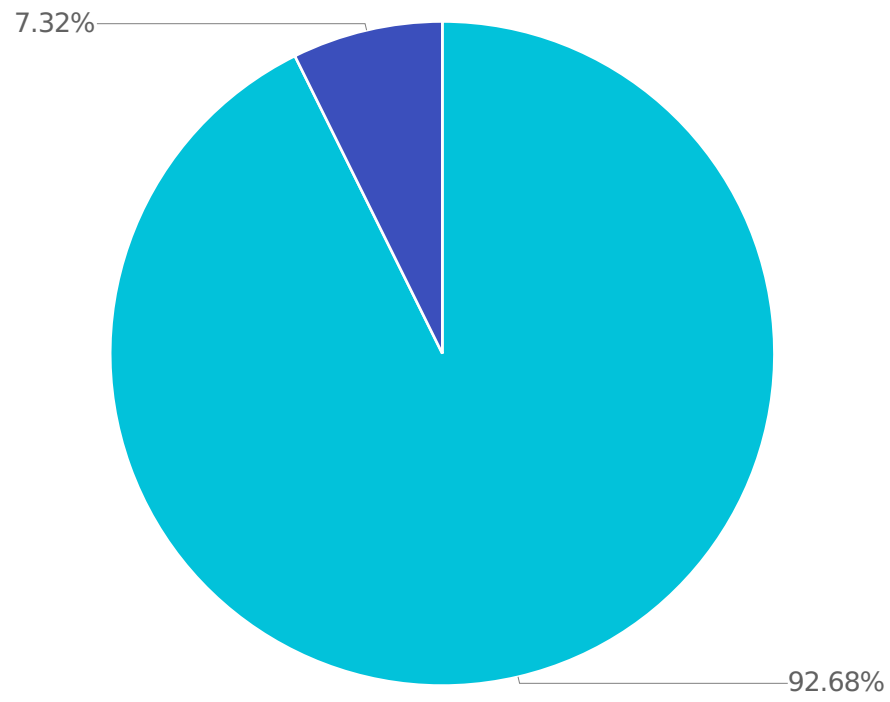
4712

Survey Visits

Q1

Q1: Do you currently visit Newbold Comyn?
Please select one option only.

Answered: 3346 Skipped: 407



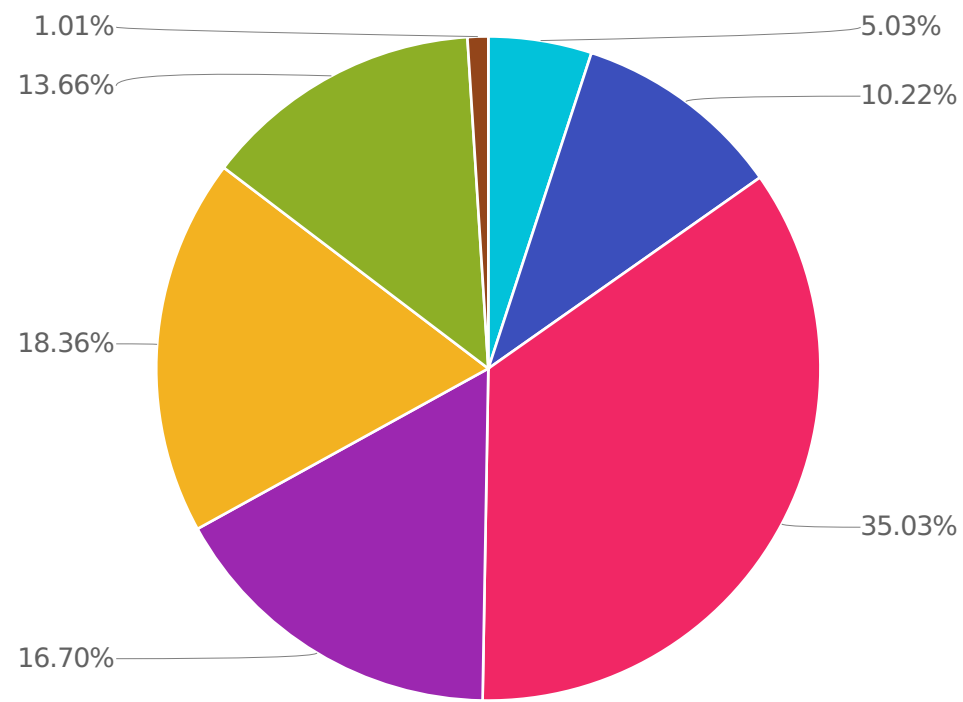
● Yes ● No

Choices	Response percent	Response count
Yes	92.68%	3101
No	7.32%	245

Q2

Q1a: How often do you visit?
Please select one option only.

Answered: 3083 Skipped: 670



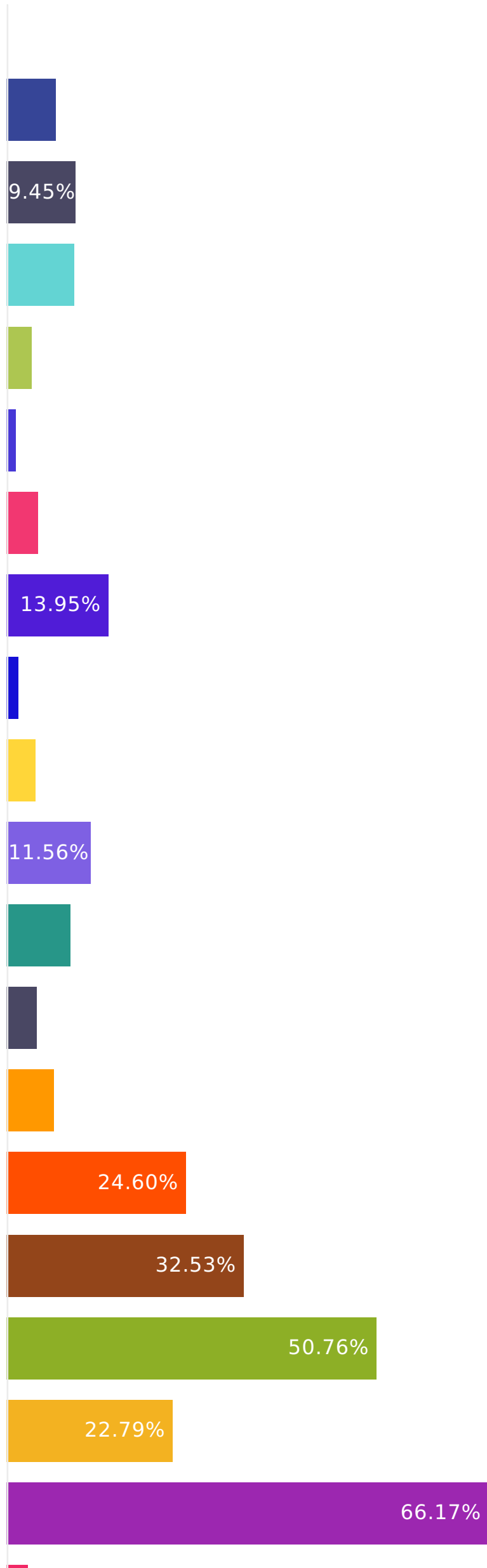
- Everyday
- Most days
- Once or twice a week
- Once every two weeks
- Once a month
- Two or three times a year
- Once a year

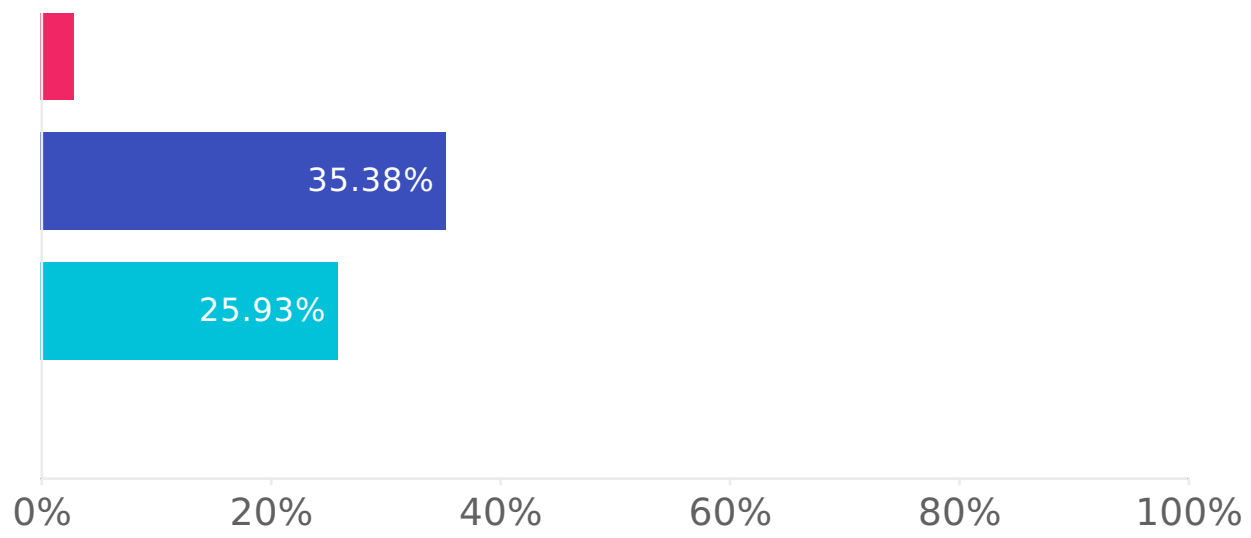
Choices	Response percent	Response count
Everyday	5.03%	155
Most days	10.22%	315
Once or twice a week	35.03%	1080
Once every two weeks	16.70%	515
Once a month	18.36%	566
Two or three times a year	13.66%	421
Once a year	1.01%	31

Q3

Q1b: Typically, what is the purpose of your visit?
Please select all which apply.

Answered: 3089 Skipped: 664





- Use play facilities ● Informal running / jogging
- Structured fitness session, e.g. boot camp ● Walking ● Cycling
- Enjoy nature ● Dog walking ● For an event, e.g. parkrun
- Casual use of sports pitches - playing with friends
- Formal use of sports pitches - playing as part of a team in booked matches
- Use Champion Hills cycle track ● Meeting place ● Skateboarding / scootering
- Horse riding ● Picnics / BBQs ● Kite flying ● Model aeroplane flying
- Frisbee ● Photography ● Fruit picking ● Other (Please specify)

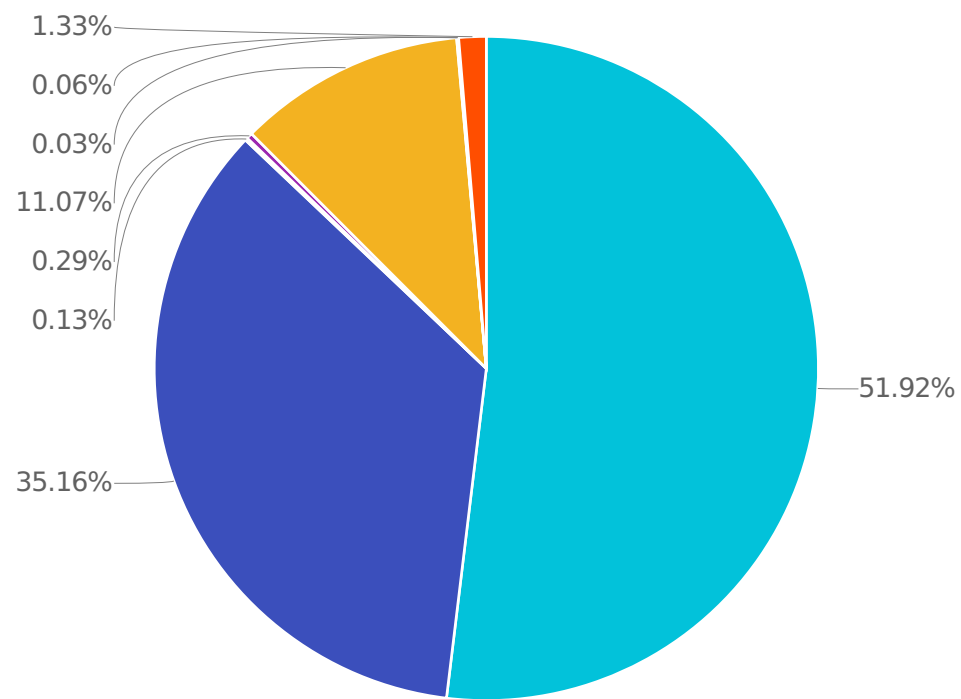
Choices	Response percent	Response count
Use play facilities	25.93%	801
Informal running / jogging	35.38%	1093
Structured fitness session, e.g. boot camp	2.88%	89
Walking	66.17%	2044
Cycling	22.79%	704
Enjoy nature	50.76%	1568
Dog walking	32.53%	1005
For an event, e.g. parkrun	24.60%	760
Casual use of sports pitches - playing with friends	6.51%	201
Formal use of sports pitches - playing as part of a team in booked matches	4.11%	127
Use Champion Hills cycle track	8.74%	270
Meeting place	11.56%	357
Skateboarding / scootering	3.95%	122
Horse riding	1.65%	51
Picnics / BBQs	13.95%	431
Kite flying	4.31%	133
Model aeroplane flying	1.23%	38
Frisbee	3.46%	107
Photography	9.29%	287
Fruit picking	9.45%	292

Other (Please specify)	6.77%	209
------------------------	-------	-----

Q4

Q1c: What is the main mode of transport you use to travel to Newbold Comyn?
Please select one option only.

Answered: 3080 Skipped: 673



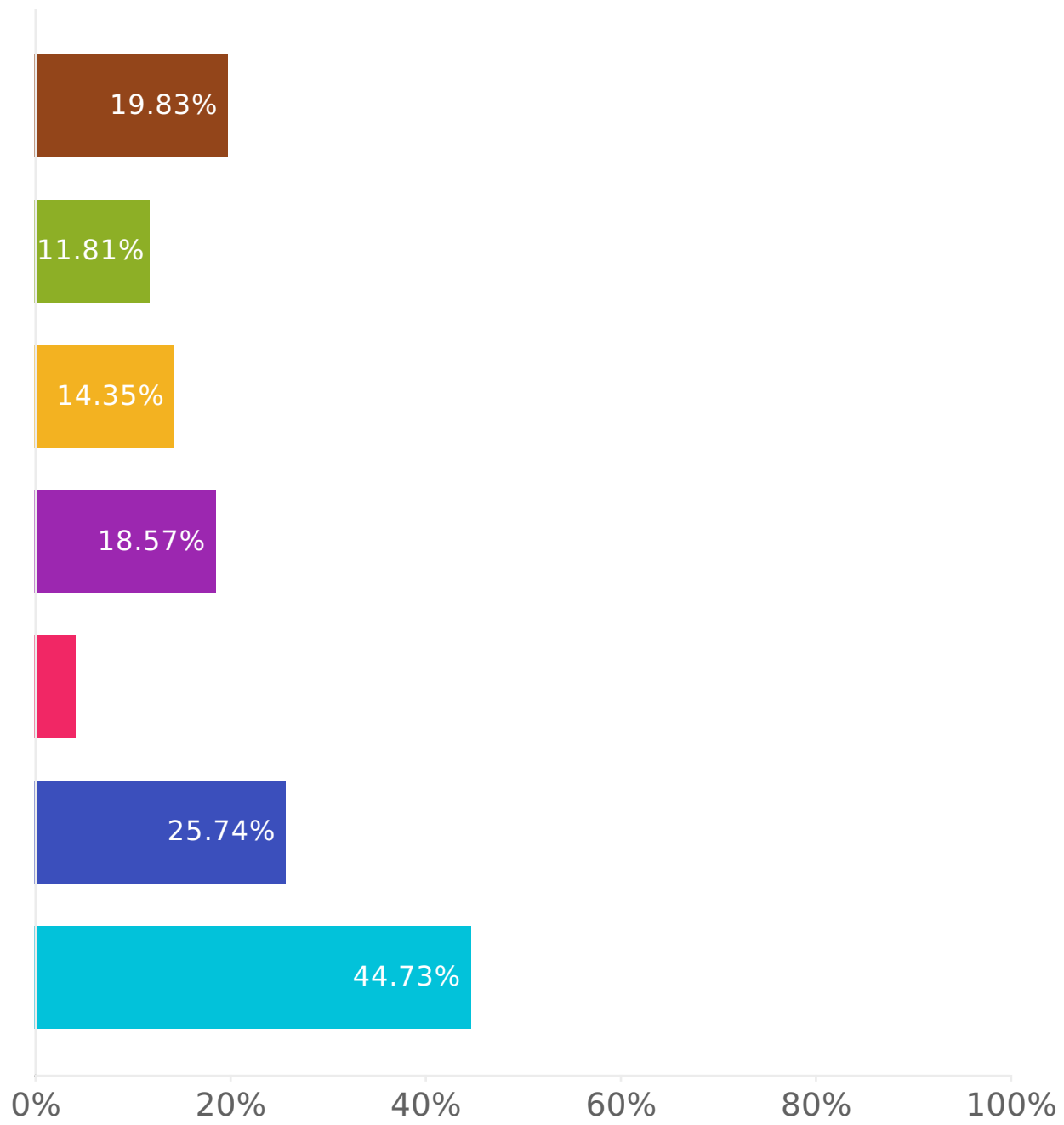
- Car
- On foot
- Train
- Bus
- Bicycle
- Motorcycle
- Taxi
- Other (Please specify)

Choices	Response percent	Response count
Car	51.92%	1599
On foot	35.16%	1083
Train	0.13%	4
Bus	0.29%	9
Bicycle	11.07%	341
Motorcycle	0.03%	1
Taxi	0.06%	2
Other (Please specify)	1.33%	41

Q5

Q1d: Please indicate why you do not visit Newbold Comyn.
Please select all which apply.

Answered: 237 Skipped: 3516



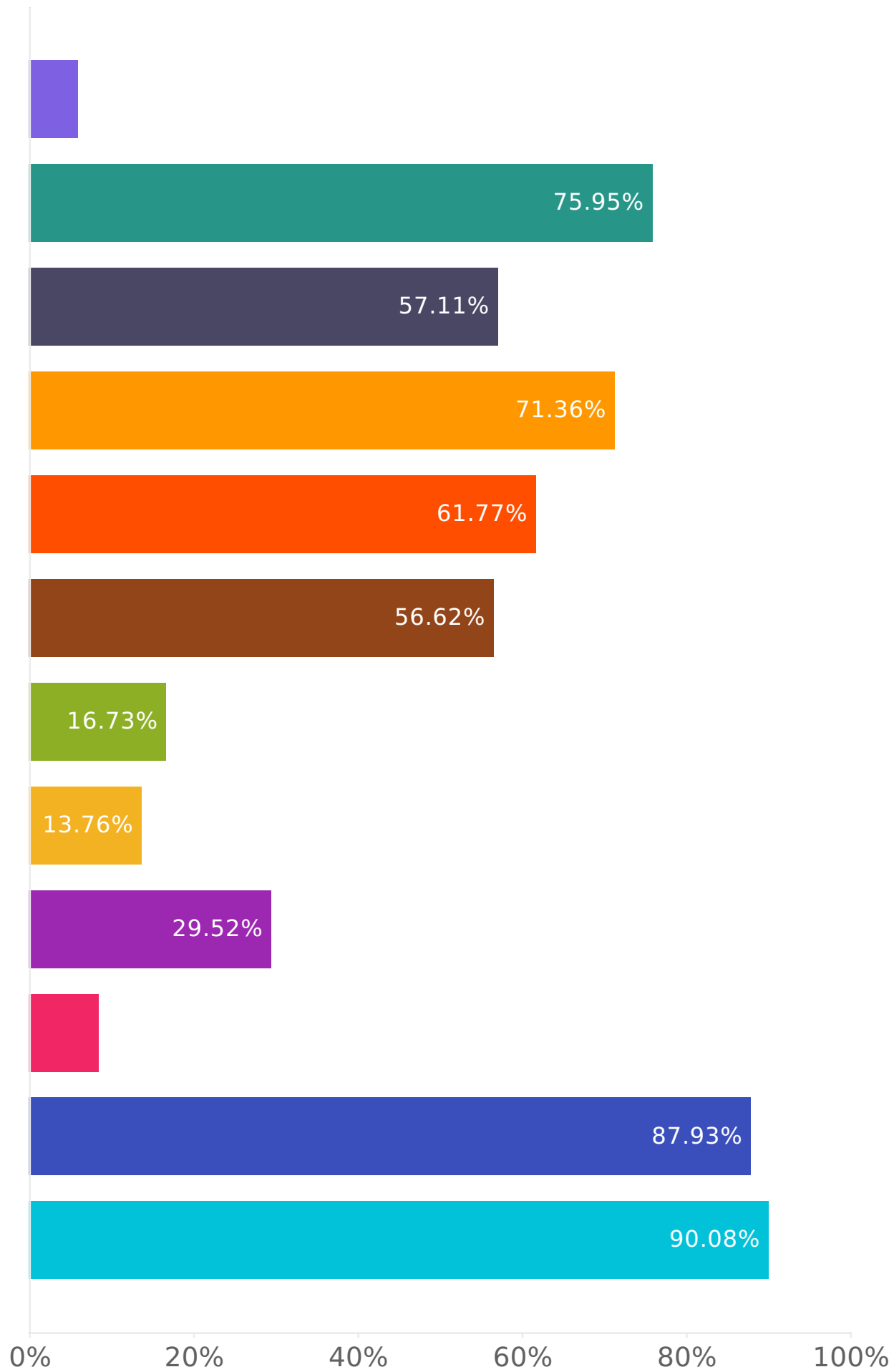
- Lack of relevant facilities
- Lack of awareness
- It does not interest me
- Prefer to visit another park(s)
- No time
- Poor transport / accessibility
- Other (Please specify)

Choices	Response percent	Response count
Lack of relevant facilities	44.73%	106
Lack of awareness	25.74%	61
It does not interest me	4.22%	10
Prefer to visit another park(s)	18.57%	44
No time	14.35%	34
Poor transport / accessibility	11.81%	28
Other (Please specify)	19.83%	47

Q6

Q2: What do you like about Newbold Comyn? Please select all which apply.

Answered: 3306 Skipped: 447



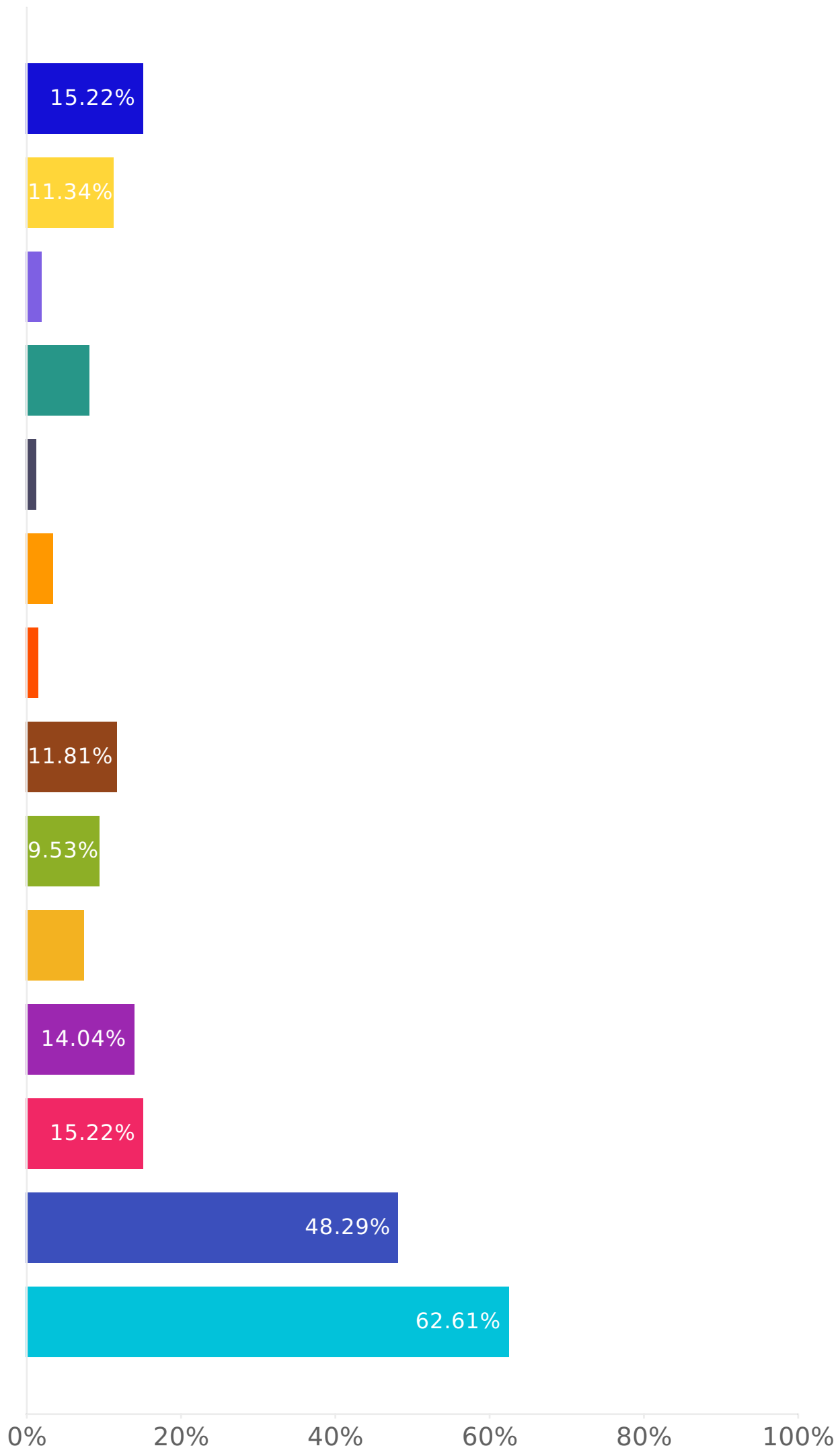
- Open space
- Trees and woods
- Skate park
- Play area
- Playing pitches
- Champion Hills cycle track
- Pedestrian / cycling / running route around park
- Wildlife
- Peaceful nature
- Nature reserve
- The hills and views
- Other (Please specify)

Choices	Response percent	Response count
Open space	90.08%	2978
Trees and woods	87.93%	2907
Skate park	8.53%	282
Play area	29.52%	976
Playing pitches	13.76%	455
Campion Hills cycle track	16.73%	553
Pedestrian / cycling / running route around park	56.62%	1872
Wildlife	61.77%	2042
Peaceful nature	71.36%	2359
Nature reserve	57.11%	1888
The hills and views	75.95%	2511
Other (Please specify)	5.99%	198

Q7

Q3: Is there anything that you don't like about Newbold Comyn?
Please select all which apply.

Answered: 2549 Skipped: 1204



- No public toilets
- No café
- Not enough events or activities
- Parking is difficult
- Public transport / access

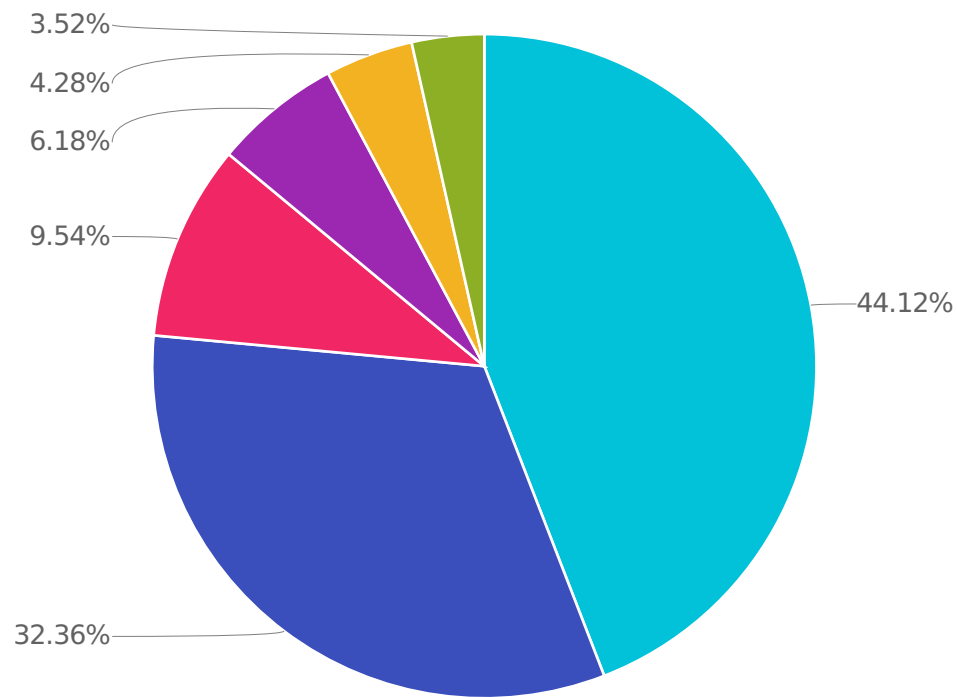
- Control of pets / animals is a problem
- Play area too small
- Playing pitches
- Skate park
- Champion Hills cycle track
- Shared use of pedestrian / cycling / running route around the park
- Other users prevent me from doing what I want
- Maintenance / cleanliness of site is a problem
- Other (Please specify)

Choices	Response percent	Response count
No public toilets	62.61%	1596
No café	48.29%	1231
Not enough events or activities	15.22%	388
Parking is difficult	14.04%	358
Public transport / access	7.57%	193
Control of pets / animals is a problem	9.53%	243
Play area too small	11.81%	301
Playing pitches	1.65%	42
Skate park	3.49%	89
Campion Hills cycle track	1.37%	35
Shared use of pedestrian / cycling / running route around the park	8.20%	209
Other users prevent me from doing what I want	2.04%	52
Maintenance / cleanliness of site is a problem	11.34%	289
Other (Please specify)	15.22%	388

Q8

Q4: Overall, to what extent do you support or oppose the idea of new facilities and activities at Newbold Comyn?
Please select one option only.

Answered: 3155 Skipped: 598



- Strongly support
- Tend to support
- Neither support nor oppose
- Tend to oppose
- Strongly oppose
- Don't know / not sure

Choices	Response percent	Response count
Strongly support	44.12%	1392
Tend to support	32.36%	1021
Neither support nor oppose	9.54%	301
Tend to oppose	6.18%	195
Strongly oppose	4.28%	135
Don't know / not sure	3.52%	111

Q9

Q4a: Please state why you tend to oppose.

Answered: 182 Skipped: 3571

Q10

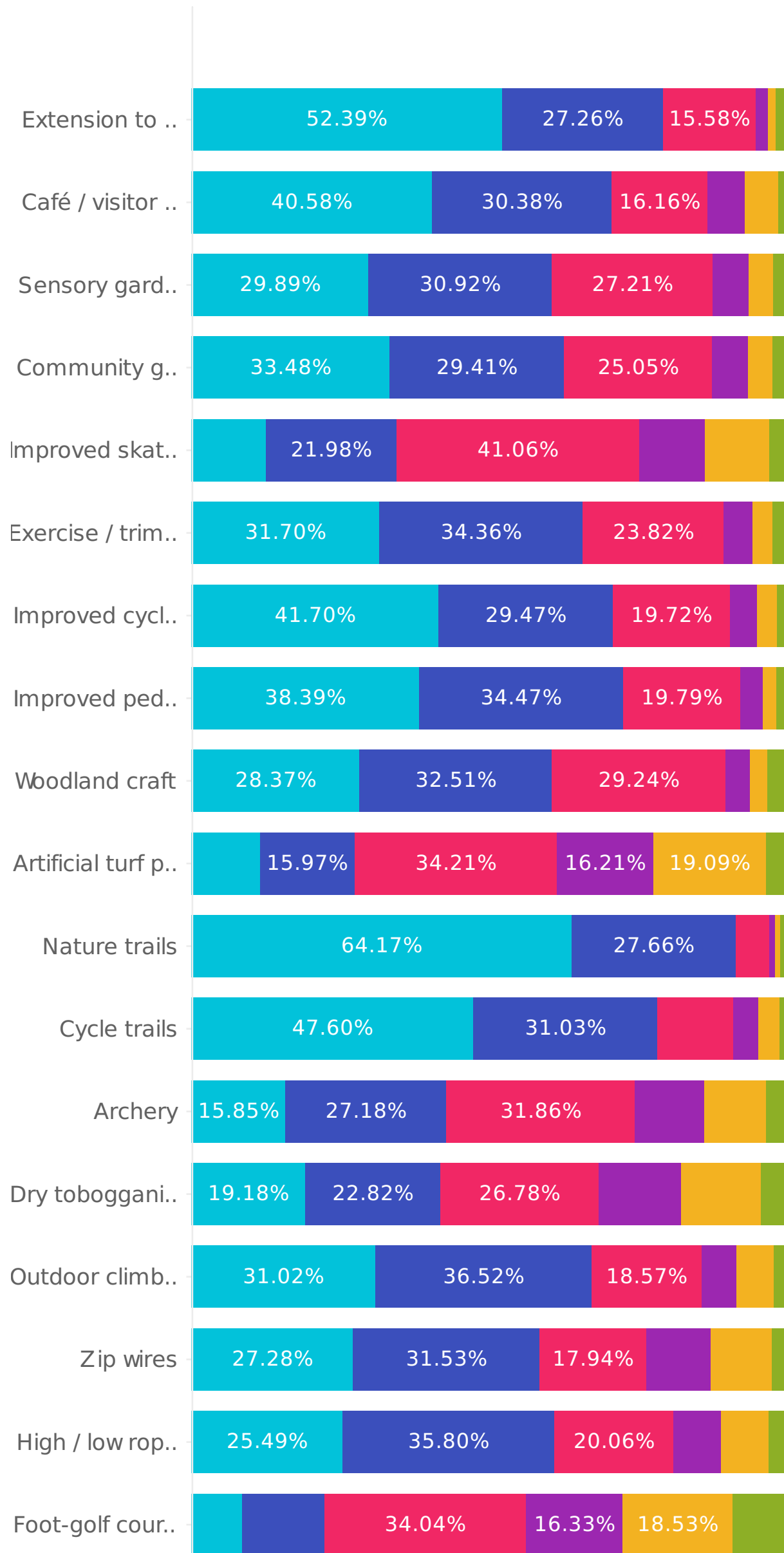
Q4b: Please state why you strongly oppose.

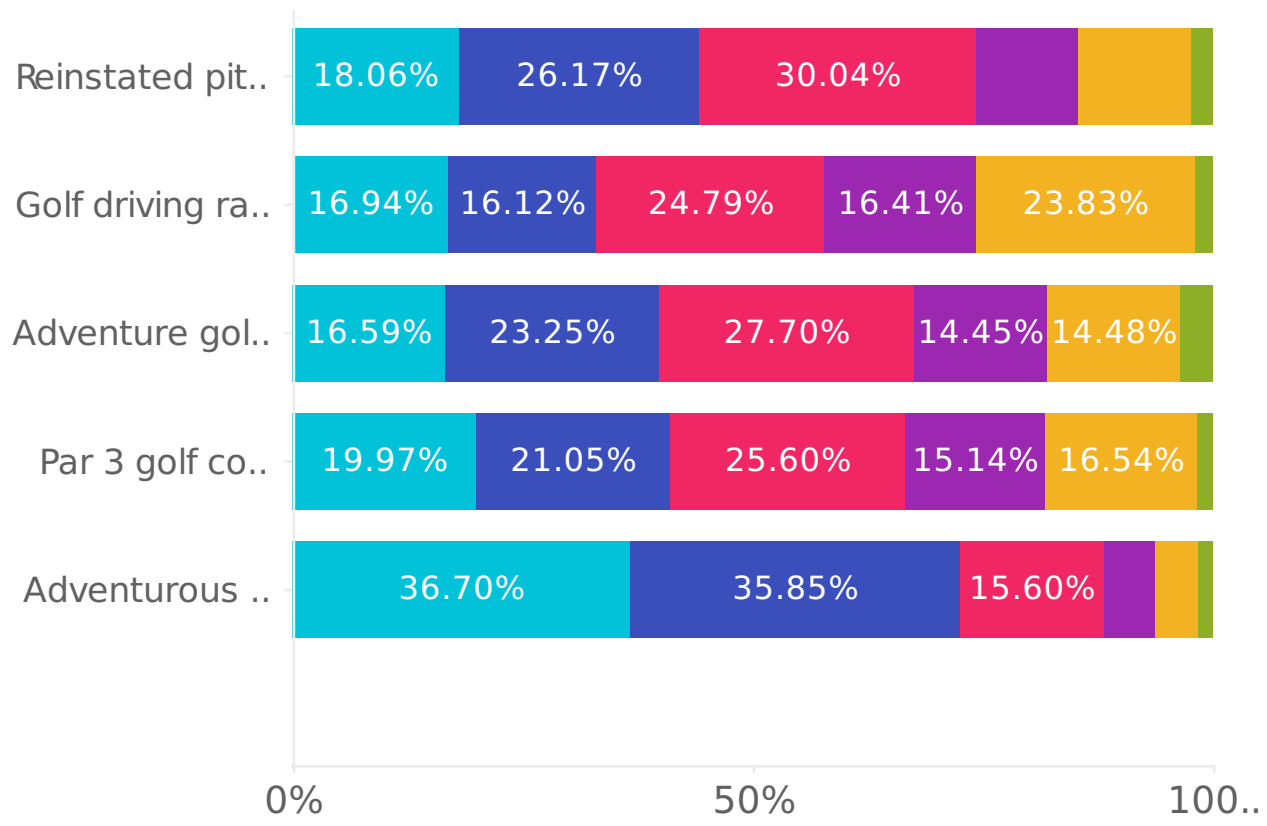
Answered: 124 Skipped: 3629

Q5: To what extent do you support or oppose the following new or enhanced facilities?

Please select one option for each facility.

Answered: 3145 Skipped: 608





- Strongly support ● Tend to support ● Neither support nor oppose
- Tend to oppose ● Strongly oppose ● Don't know / Not sure

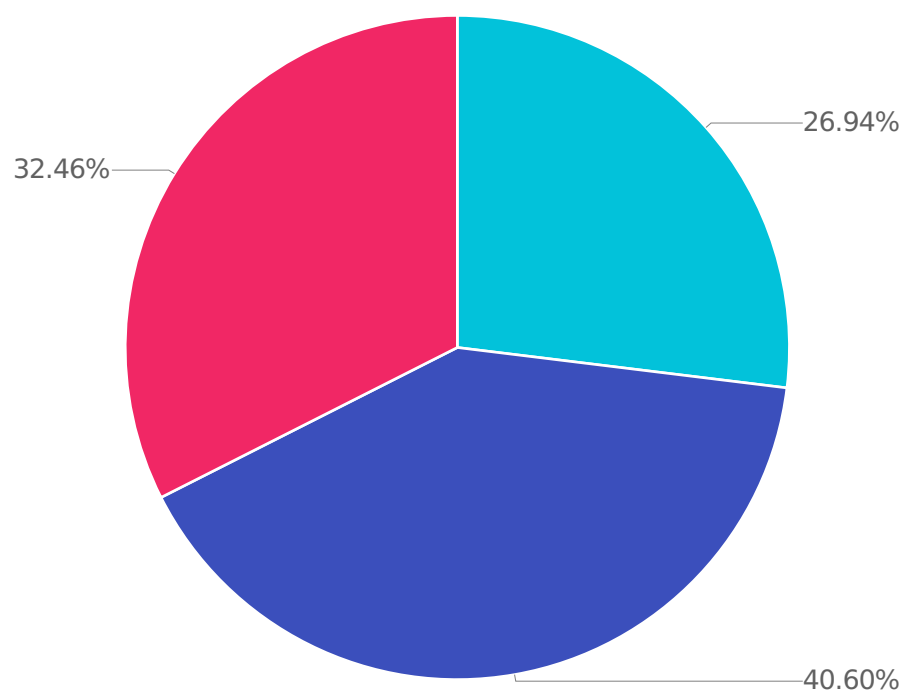
Row	Strongly support	Tend to support	Neither support nor oppose	Tend to oppose	Strongly oppose	Don't know / Not sure	Response count
Adventurous play area (for older children)	36.70% (1127)	35.85% (1101)	15.60% (479)	5.60% (172)	4.69% (144)	1.56% (48)	3071
Par 3 golf course (9 shorter holes)	19.97% (611)	21.05% (644)	25.60% (783)	15.14% (463)	16.54% (506)	1.70% (52)	3059
Adventure golf course	16.59% (503)	23.25% (705)	27.70% (840)	14.45% (438)	14.48% (439)	3.53% (107)	3032
Golf driving range (floodlit practice facility)	16.94% (514)	16.12% (489)	24.79% (752)	16.41% (498)	23.83% (723)	1.91% (58)	3034
Reinstated pitch and putt	18.06% (546)	26.17% (791)	30.04% (908)	11.18% (338)	12.17% (368)	2.38% (72)	3023
Foot-golf course	8.57% (253)	13.86% (409)	34.04% (1005)	16.33% (482)	18.53% (547)	8.67% (256)	2952
High / low ropes courses	25.49% (774)	35.80% (1087)	20.06% (609)	8.04% (244)	8.07% (245)	2.54% (77)	3036
Zip wires	27.28% (833)	31.53% (963)	17.94% (548)	10.90% (333)	10.31% (315)	2.03% (62)	3054
Outdoor climbing	31.02% (942)	36.52% (1109)	18.57% (564)	5.89% (179)	6.35% (193)	1.65% (50)	3037
Dry tobogganing	19.18% (575)	22.82% (684)	26.78% (803)	13.91% (417)	13.48% (404)	3.84% (115)	2998
Archery	15.85% (474)	27.18% (813)	31.86% (953)	11.63% (348)	10.53% (315)	2.94% (88)	2991
Cycle trails	47.60% (1448)	31.03% (944)	12.82% (390)	4.17% (127)	3.68% (112)	0.69% (21)	3042
Nature trails	64.17% (1972)	27.66% (850)	5.73% (176)	0.94% (29)	0.88% (27)	0.62% (19)	3073
Artificial turf pitch	11.54% (341)	15.97% (472)	34.21% (1011)	16.21% (479)	19.09% (564)	2.98% (88)	2955
Woodland craft	28.37% (850)	32.51% (974)	29.24% (876)	4.11% (123)	3.04% (91)	2.74% (82)	2996
Improved pedestrian routes	38.39% (1156)	34.47% (1038)	19.79% (596)	3.75% (113)	2.36% (71)	1.23% (37)	3011
Improved cycle routes	41.70% (1258)	29.47% (889)	19.72% (595)	4.61% (139)	3.38% (102)	1.13% (34)	3017
Exercise / trim trail	31.70% (953)	34.36% (1033)	23.82% (716)	4.89% (147)	3.29% (99)	1.93% (58)	3006
Improved skate-park	12.58% (372)	21.98% (650)	41.06% (1214)	11.09% (328)	10.86% (321)	2.43% (72)	2957
Community garden (maintained by community and used	33.48% (1013)	29.41% (890)	25.05% (758)	5.98% (181)	4.23% (128)	1.85% (56)	3026

to grow food)							
Sensory garden	29.89% (901)	30.92% (932)	27.21% (820)	6.10% (184)	4.05% (122)	1.82% (55)	3014
Café / visitor centre	40.58% (1238)	30.38% (927)	16.16% (493)	6.26% (191)	5.70% (174)	0.92% (28)	3051
Extension to Nature Reserve	52.39% (1601)	27.26% (833)	15.58% (476)	2.06% (63)	1.41% (43)	1.31% (40)	3056

Q12

Q6: Are there any other facilities or activities you think should be included?
Please select one option only.

Answered: 3155 Skipped: 598



● Yes ● No ● Don't know / not sure

Choices	Response percent	Response count
Yes	26.94%	850
No	40.60%	1281
Don't know / not sure	32.46%	1024

Q13

Q6a: Please specify which additional facilities you think should be included.

Answered: 843 Skipped: 2910

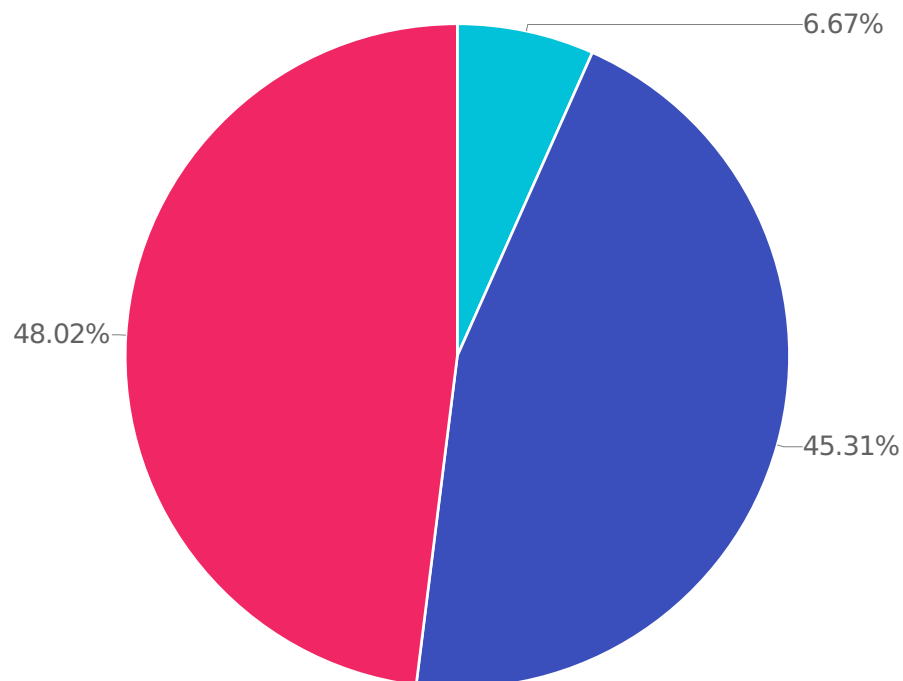
Q14

Q7: How physically active are you currently?

Please select one option only.

Physical activity is defined as any moderate intensity activity which raises your heart rate for a sustained period (10 minutes or more).

Answered: 3105 Skipped: 648



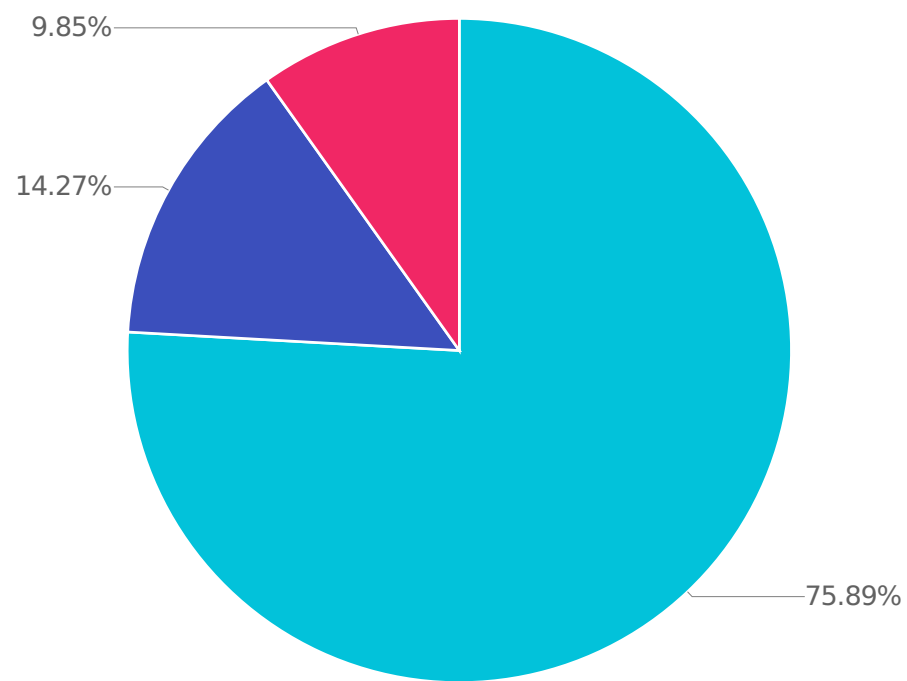
- Less active (less than 30 minutes per week)
- Fairly active (between 30-150 minutes per week)
- Active (more than 150 minutes per week)

Choices	Response percent	Response count
Less active (less than 30 minutes per week)	6.67%	207
Fairly active (between 30-150 minutes per week)	45.31%	1407
Active (more than 150 minutes per week)	48.02%	1491

Q15

Q8: Do you wish to be more physically active?
Please select one option only.

Answered: 3098 Skipped: 655



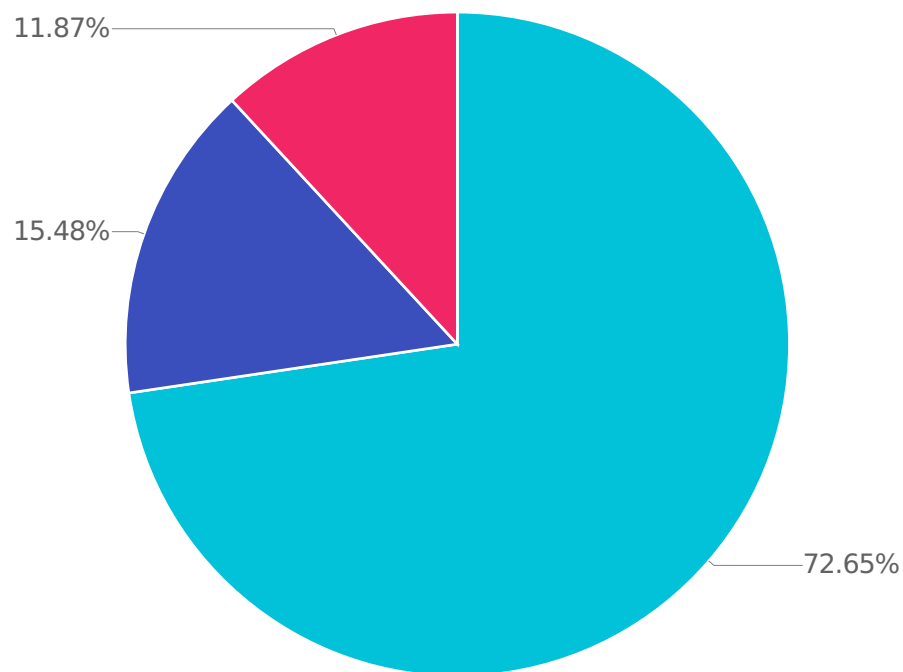
● Yes ● No ● Don't know / don't mind

Choices	Response percent	Response count
Yes	75.89%	2351
No	14.27%	442
Don't know / don't mind	9.85%	305

Q16

Q9: If the proposed facilities listed in Q5 were provided, at Newbold Comyn, do you think this would encourage you to be more physically active?
Please select one option only.

Answered: 3108 Skipped: 645



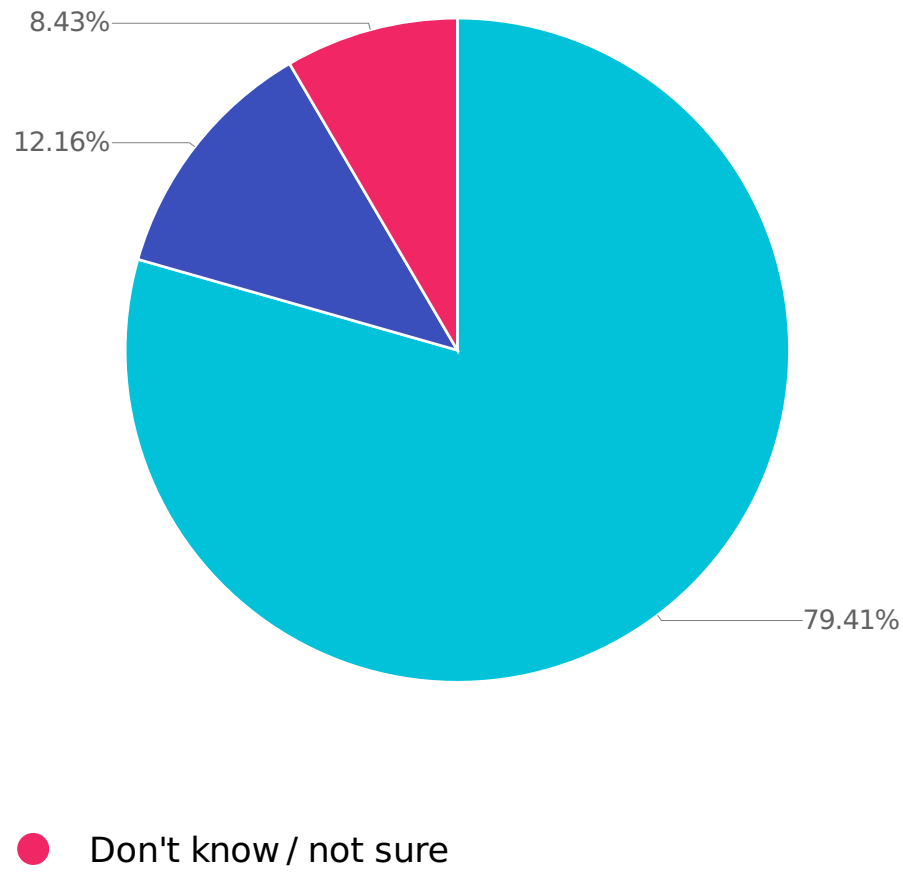
● Yes ● No ● Don't know / not sure

Choices	Response percent	Response count
Yes	72.65%	2258
No	15.48%	481
Don't know / not sure	11.87%	369

Q17

Q10: If the proposed facilities listed in Q5 were provided, at Newbold Comyn, would you be more likely to visit the park?
Please select one option only.

Answered: 3060 Skipped: 693



Choices	Response percent	Response count
Yes	79.41%	2430
No	12.16%	372
Don't know / not sure	8.43%	258

Q18

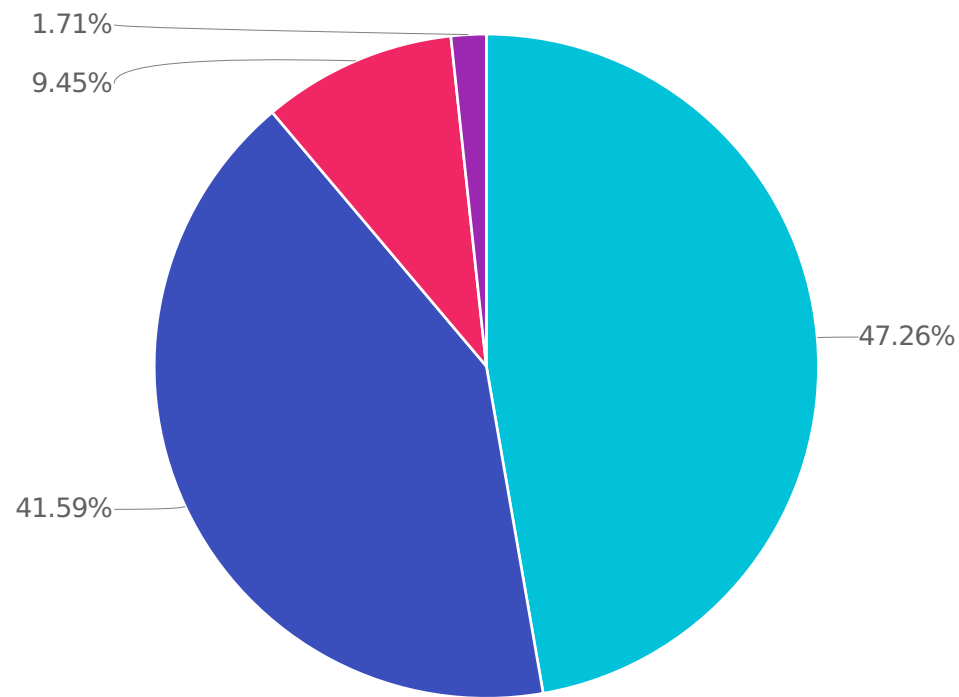
Q11: Do you have any additional comments?
Please type your comments in the box below.

Answered: 1243 Skipped: 2510

Q19

Q12: Please select the option below that best describes where you live, in relation to Newbold Comyn.
Please select one option only.

Answered: 3049 Skipped: 704



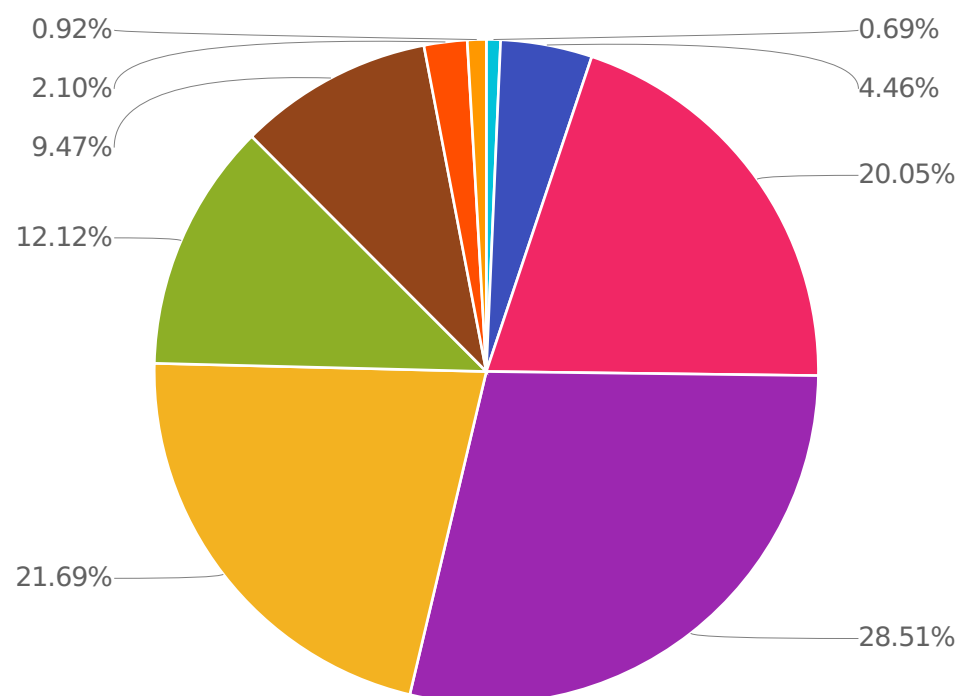
- Locally (within 15 minutes walking distance)
- Not locally but in Warwick / Leamington Spa district
- Outside of Warwick / Leamington Spa district but within 30 minutes drive time
- Other (Please specify)

Choices	Response percent	Response count
Locally (within 15 minutes walking distance)	47.26%	1441
Not locally but in Warwick / Leamington Spa district	41.59%	1268
Outside of Warwick / Leamington Spa district but within 30 minutes drive time	9.45%	288
Other (Please specify)	1.71%	52

Q20

Q13: Please select your age group.
Please select one option only.

Answered: 3052 Skipped: 701



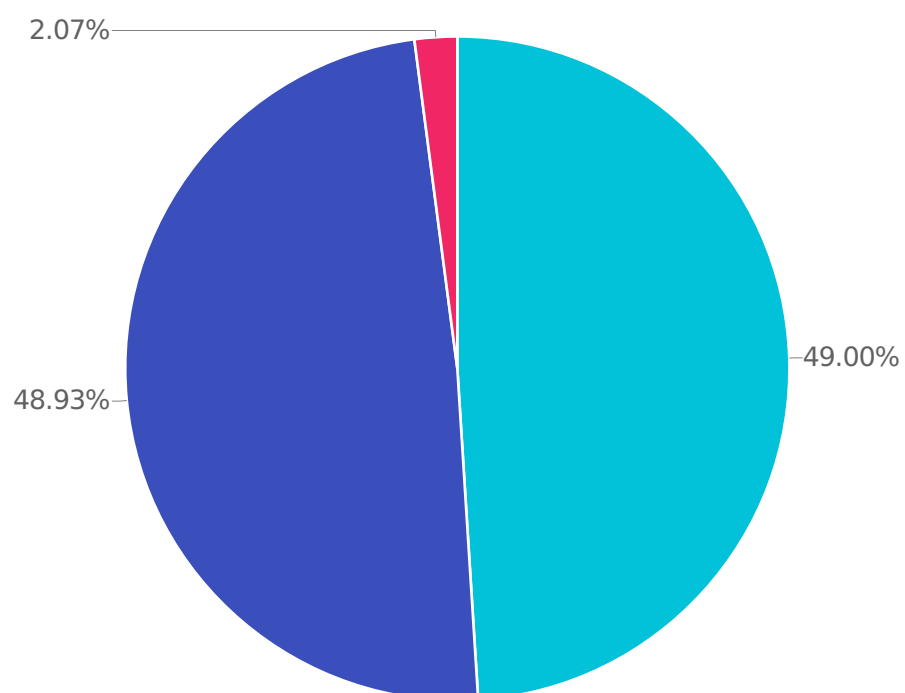
- Under 16
- 16 - 24
- 25 - 34
- 35 - 44
- 45 - 54
- 55 - 64
- 65 - 75
- Over 75
- Prefer not to say

Choices	Response percent	Response count
Under 16	0.69%	21
16 - 24	4.46%	136
25 - 34	20.05%	612
35 - 44	28.51%	870
45 - 54	21.69%	662
55 - 64	12.12%	370
65 - 75	9.47%	289
Over 75	2.10%	64
Prefer not to say	0.92%	28

Q21

Q14: Please select your gender.
Please select one option only.

Answered: 3045 Skipped: 708



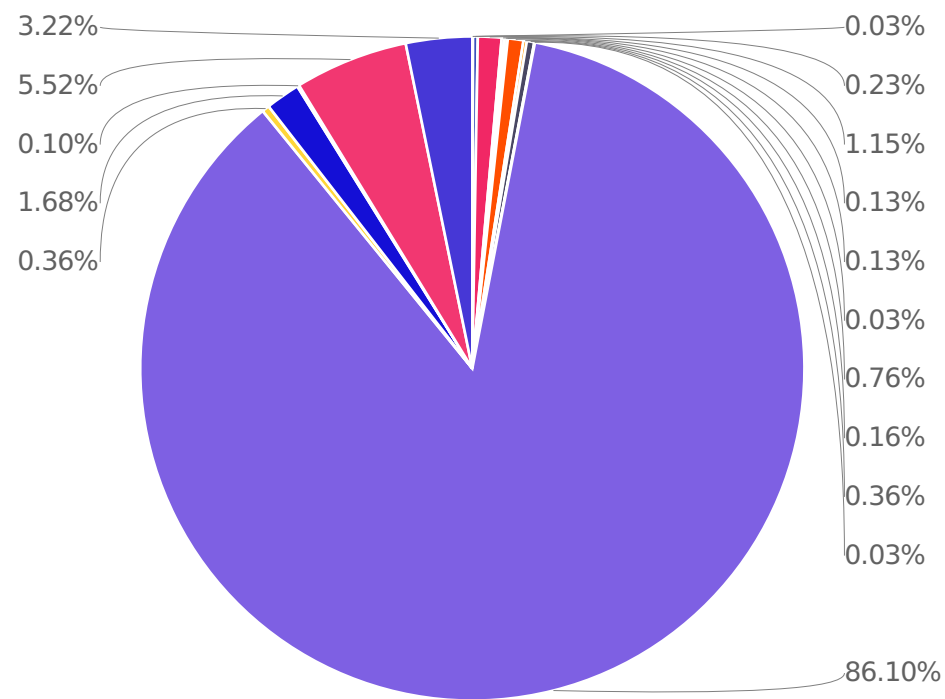
● Male ● Female ● Prefer not to say

Choices	Response percent	Response count
Male	49.00%	1492
Female	48.93%	1490
Prefer not to say	2.07%	63

Q22

Q15: What is your ethnic origin? Please select one option only.

Answered: 3044 Skipped: 709



- Asian / Asian British: Bangladeshi
- Asian / Asian British: Chinese
- Asian / Asian British: Indian
- Asian / Asian British: Pakistani
- Black / African / Caribbean / Black British: African
- Black / African / Caribbean / Black British: Black British
- Black / African / Caribbean / Black British: Caribbean
- Mixed / Multiple ethnic groups: White and Asian
- Mixed / Multiple ethnic groups: White and Black African
- Mixed / Multiple ethnic groups: White and Black Caribbean
- Other ethnic group: Arab
- White: British
- White: Greek / Greek Cypriot
- White: Irish
- White: Turkish / Turkish Cypriot
- Prefer not to say
- Other (Please specify)

Choices	Response percent	Response count
Asian / Asian British: Bangladeshi	0.03%	1
Asian / Asian British: Chinese	0.23%	7
Asian / Asian British: Indian	1.15%	35
Asian / Asian British: Pakistani	0.13%	4
Black / African / Caribbean / Black British: African	0.13%	4
Black / African / Caribbean / Black British: Black British	0.00%	0
Black / African / Caribbean / Black British: Caribbean	0.03%	1
Mixed / Multiple ethnic groups: White and Asian	0.76%	23
Mixed / Multiple ethnic groups: White and Black African	0.16%	5
Mixed / Multiple ethnic groups: White and Black Caribbean	0.36%	11
Other ethnic group: Arab	0.03%	1
White: British	86.10%	2621
White: Greek / Greek Cypriot	0.36%	11
White: Irish	1.68%	51
White: Turkish / Turkish Cypriot	0.10%	3
Prefer not to say	5.52%	168
Other (Please specify)	3.22%	98

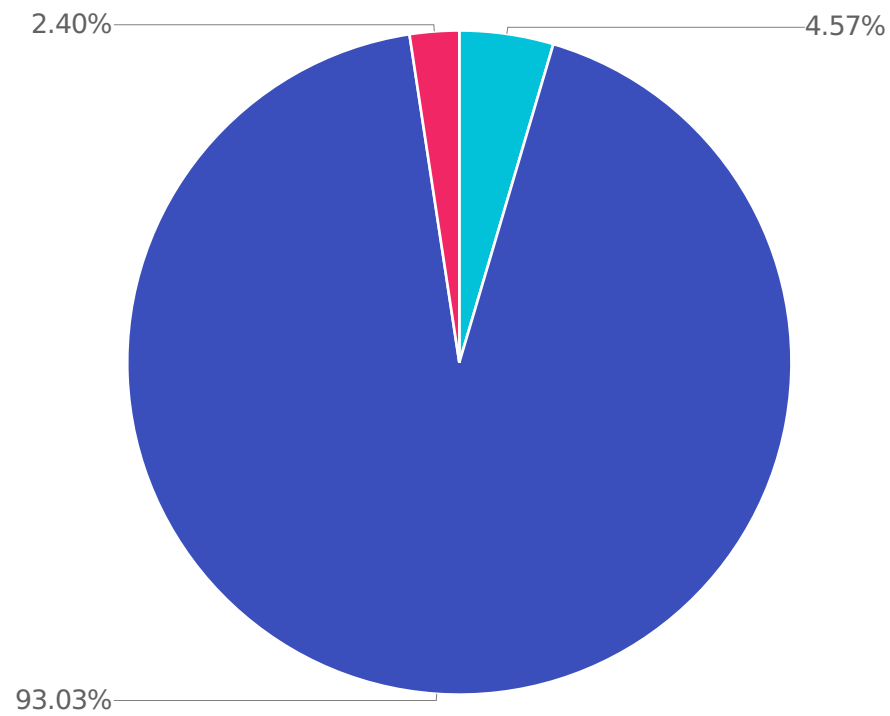
Q23

Q16: Do you consider yourself to be living with a disability?

Please select one option only.

The Equality Act 2010 defines disability as a 'physical or mental impairment that has a substantial and long-term (12 months or more) adverse effect on his or her ability to carry out normal day-to-day activities'.

Answered: 3041 Skipped: 712



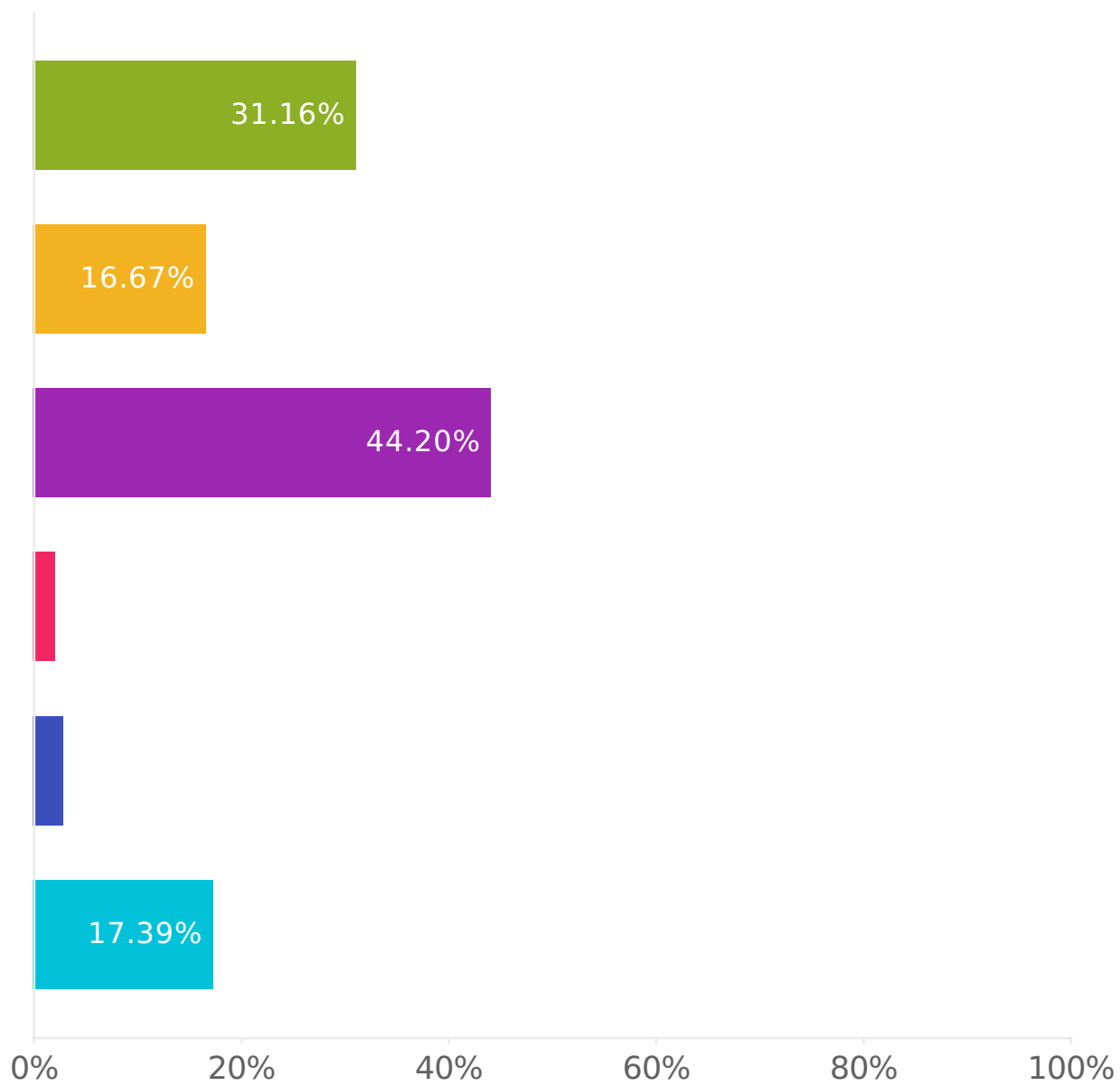
● Yes ● No ● Prefer not to say

Choices	Response percent	Response count
Yes	4.57%	139
No	93.03%	2829
Prefer not to say	2.40%	73

Q24

Q16a: Please select the definition(s) from the list below that best describes your disability / disabilities.
Please select all which apply.

Answered: 138 Skipped: 3615



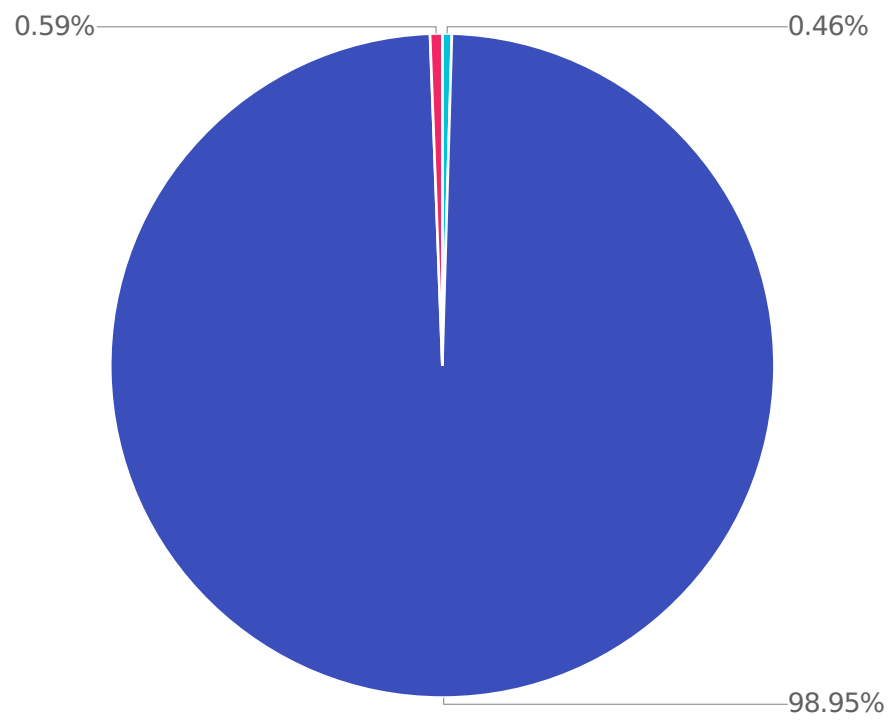
- Hearing (such as deaf, partially deaf or hard of hearing)
- Vision (such as blind or fractional / partial sight - does not include people whose visual problems can be corrected by glasses / contact lenses)
- Speech (such as impairments that can cause communication problems)
- Mobility (such as wheelchair user, artificial lower limb(s), walking aids, rheumatism or arthritis)
- Prefer not to say ● Other (Please specify)

Choices	Response percent	Response count
Hearing (such as deaf, partially deaf or hard of hearing)	17.39%	24
Vision (such as blind or fractional / partial sight - does not include people whose visual problems can be corrected by glasses / contact lenses)	2.90%	4
Speech (such as impairments that can cause communication problems)	2.17%	3
Mobility (such as wheelchair user, artificial lower limb(s), walking aids, rheumatism or arthritis)	44.20%	61
Prefer not to say	16.67%	23
Other (Please specify)	31.16%	43

Q25

Q17: Are you completing this survey on someone else's behalf?
Please select one option only.

Answered: 3047 Skipped: 706



- Yes - I am completing this survey on someone else's behalf
- No - I am completing this survey for myself
- Other (Please specify)

Choices	Response percent	Response count
Yes - I am completing this survey on someone else's behalf	0.46%	14
No - I am completing this survey for myself	98.95%	3015
Other (Please specify)	0.59%	18