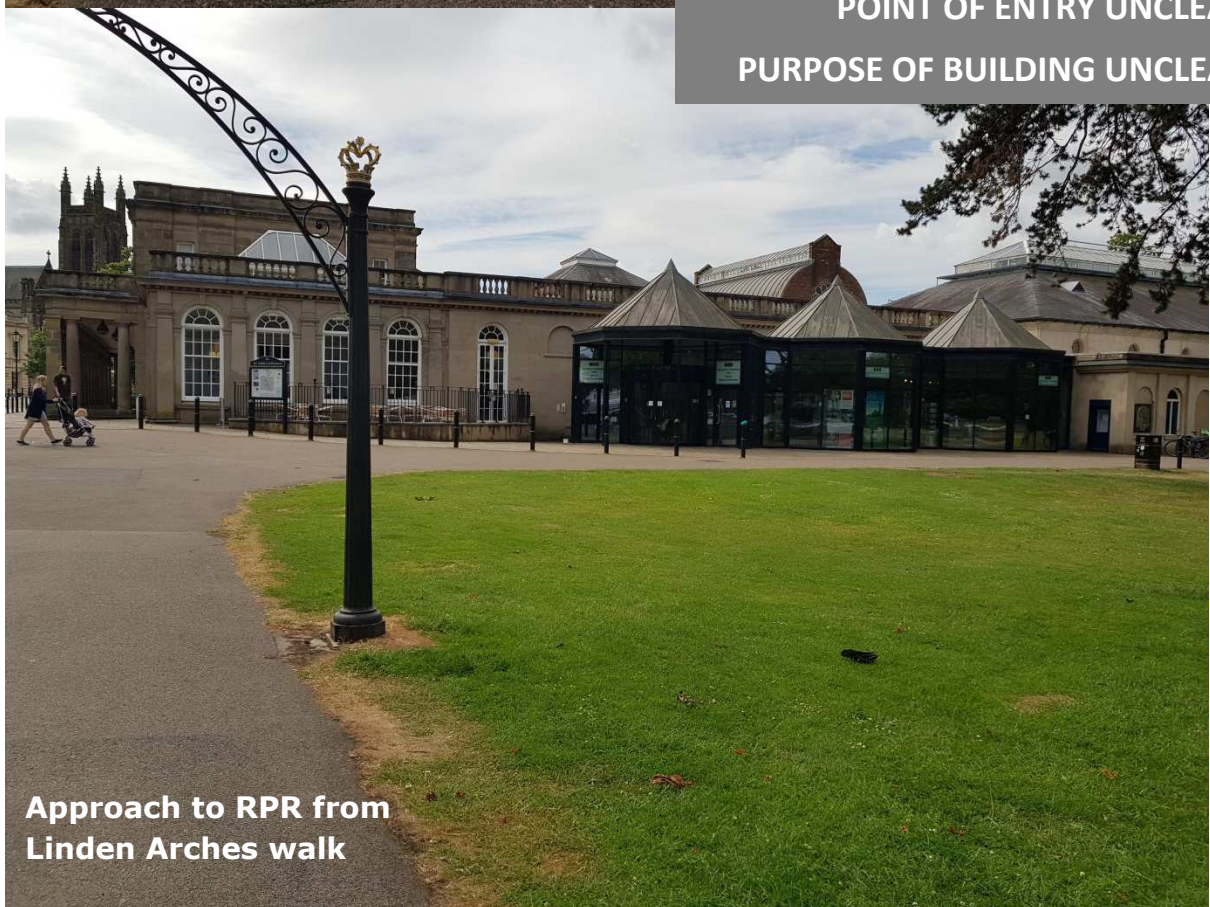



**Approach to RPR through
the Pump Rooms Gardens**

**LACK OF ENGAGING SIGNAGE
POINT OF ENTRY UNCLEAR
PURPOSE OF BUILDING UNCLEAR**




**Approach to RPR from
Linden Arches walk**



**View of RPR entrance from
the Pump Rooms Gardens**

**WINDOWS REFLECTIVE / MIRROR
DARK / APPEARS CLOSED
SEEMING LACK OF ACTIVITY**



**Approach to RPR from the
Parade / road crossing**



Approach to RPR main entrance

**SIGNAGE IS SMALL & INADEQUATE
OFFERING WITHIN UNCLEAR
OPEN? / CLOSED?**



View of RPR windows



Immediate approach to RPR main entrance

OPENING TIMES NOT CLEAR
'MUNICIPAL', CLINICAL DECOR
NO STAFF WELCOME



View upon entry through RPR main entrance



Interior of RPR concourse area

LACK OF EXPOSITION FOR VISITORS
MODERN DESIGN CONTRASTS WITH
HERITAGE EXTERIOR
NOT 'CREATIVE'



Interior of RPR concourse area




Visitor Information shutters

SHUTTERS IMPLY BUILDING IS CLOSED
WATER FEATURE NOT OPERAITONAL
CAFÉ SET BACK & UP STEPS



Entrance to cafe




Entrance to Art Gallery & Museum from RPR concourse

AG&M ENTRANCE SET BACK
TWO SETS OF DOORS = BARRIERS
GOOD QUALITY BRANDING



Art Gallery & Museum foyer



View of Art Gallery & Museum entrance from foyer

DOORS CLOSED = BARRIER
FORMAL VIEW INTIMIDATING?
FREE?