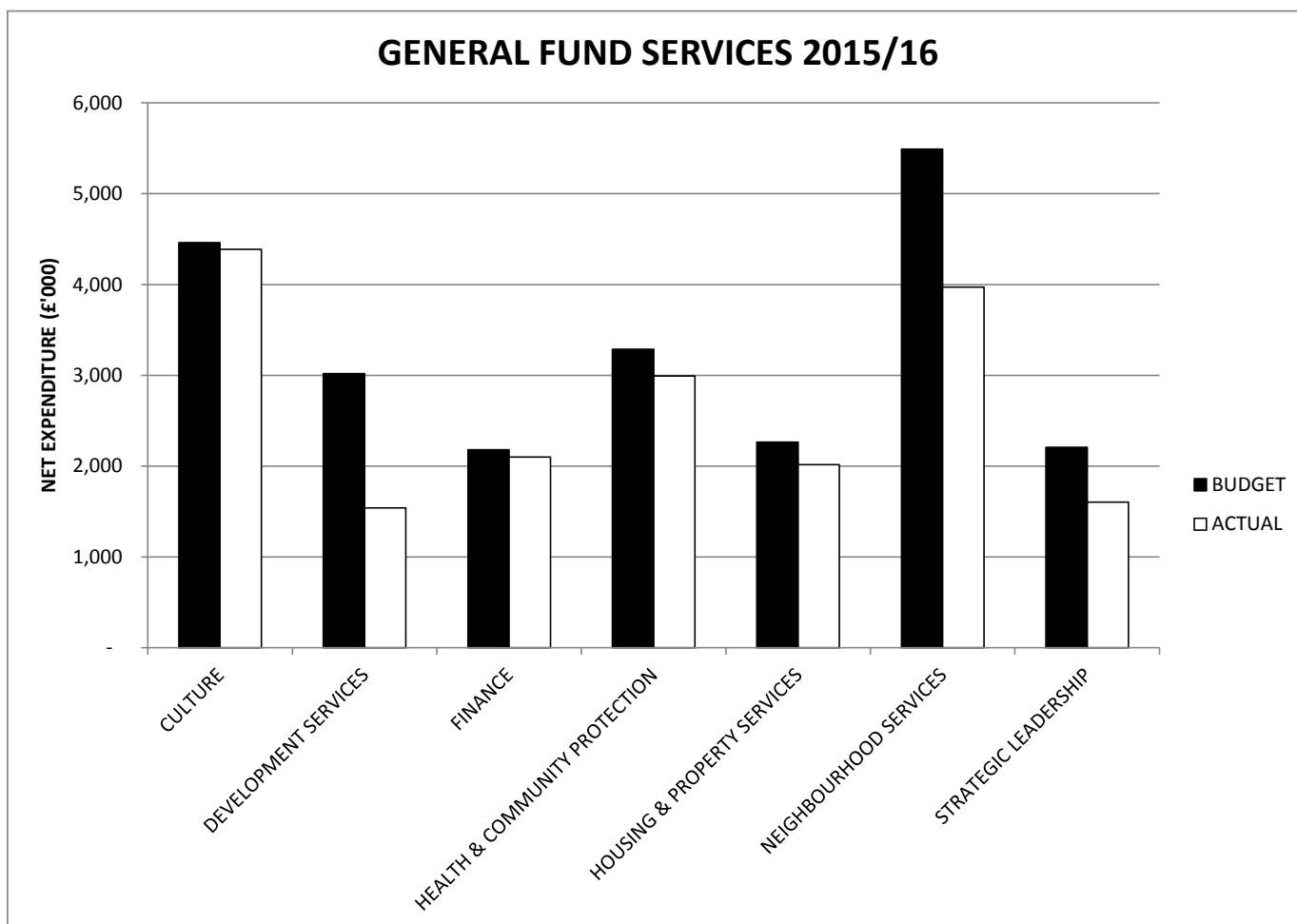


	LATEST BUDGET 2015/16 £	ACTUAL 2015/16 £	VARIATION 2015/16 £	
CULTURE	4,462,800	4,388,351	(74,449)	(F)
DEVELOPMENT SERVICES	3,018,700	1,540,130	(1,478,570)	(F)
FINANCE	2,178,800	2,098,779	(80,021)	(F)
HEALTH & COMMUNITY PROTECTION	3,286,400	2,991,838	(294,562)	(F)
HOUSING & PROPERTY SERVICES	2,265,200	2,016,485	(248,715)	(F)
NEIGHBOURHOOD SERVICES	5,491,900	3,972,461	(1,519,439)	(F)
STRATEGIC LEADERSHIP	2,206,900	1,602,193	(604,707)	(F)
<b>NET COST OF SERVICES</b>	<b>22,910,700</b>	<b>18,610,237</b>	<b>(4,300,463)</b>	<b>(F)</b>
Replacement of Notional with Actual Cost of Capital:				
- Deduct Notional Capital Financing Charges	(5,563,600)	(4,492,465)	1,071,135	(A)
- Add Cost of Loan Repayments, Revenue Contributions and interest paid	35,000	34,904	(96)	(F)
Net External Investment Interest Received	(297,400)	(329,436)	(32,036)	(F)
Revenue Contributions to Capital	374,100	373,059	(1,041)	(F)
Contributions to / (from) Reserves	(1,300,218)	1,216,814	2,517,032	(A)
IAS19 Pension Adjustments	(1,014,100)	(1,123,535)	(109,435)	(F)
Accumulated Absences Account	-	6,891	6,891	(A)
Contributions to / (from) General Fund Balance	(535,000)	(525,395)	9,605	(A)
<b>NET EXPENDITURE FOR DISTRICT PURPOSES</b>	<b>14,609,482</b>	<b>13,771,074</b>	<b>(838,408)</b>	<b>(F)</b>
Less: Revenue Support Grant	(2,499,500)	(2,499,485)	15	(A)
Less: Business Rates Income	(2,835,000)	(3,718,387)	(883,387)	(F)
Less General Grants	(1,809,100)	(1,818,996)	(9,896)	(F)
Surplus / (Deficit) for Year	-	1,731,676	1,731,676	(A)
<b>EXPENDITURE BORNE BY COUNCIL TAX</b>	<b>7,465,882</b>	<b>7,465,882</b>	<b>-</b>	

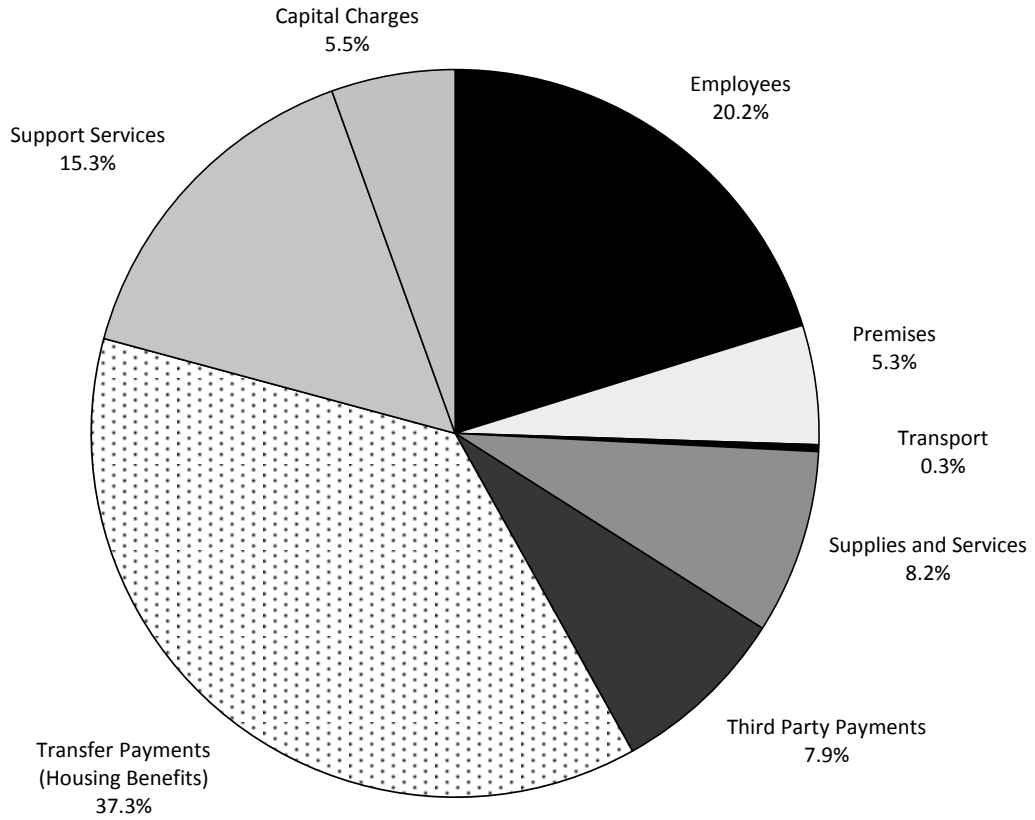
**GENERAL FUND SUBJECTIVE ANALYSIS:****EXPENDITURE:**

	LATEST BUDGET 2015/16 £	ACTUAL 2015/16 £	VARIATION 2015/16 £	
Employees	16,470,300	16,446,138	(24,162)	(F)
Premises	5,099,500	4,289,884	(809,616)	(F)
Transport	324,800	227,635	(97,165)	(F)
Supplies and Services	7,038,200	6,692,522	(345,678)	(F)
Third Party Payments	6,408,500	6,407,329	(1,171)	(F)
Transfer Payments (Housing Benefits)	29,946,600	30,430,017	483,417	(A)
Support Services	11,234,100	12,481,636	1,247,536	(A)
Capital Charges	5,563,600	4,492,465	(1,071,135)	(F)
<b>TOTAL EXPENDITURE</b>	<b>82,085,600</b>	<b>81,467,626</b>	<b>(617,974)</b>	<b>(F)</b>

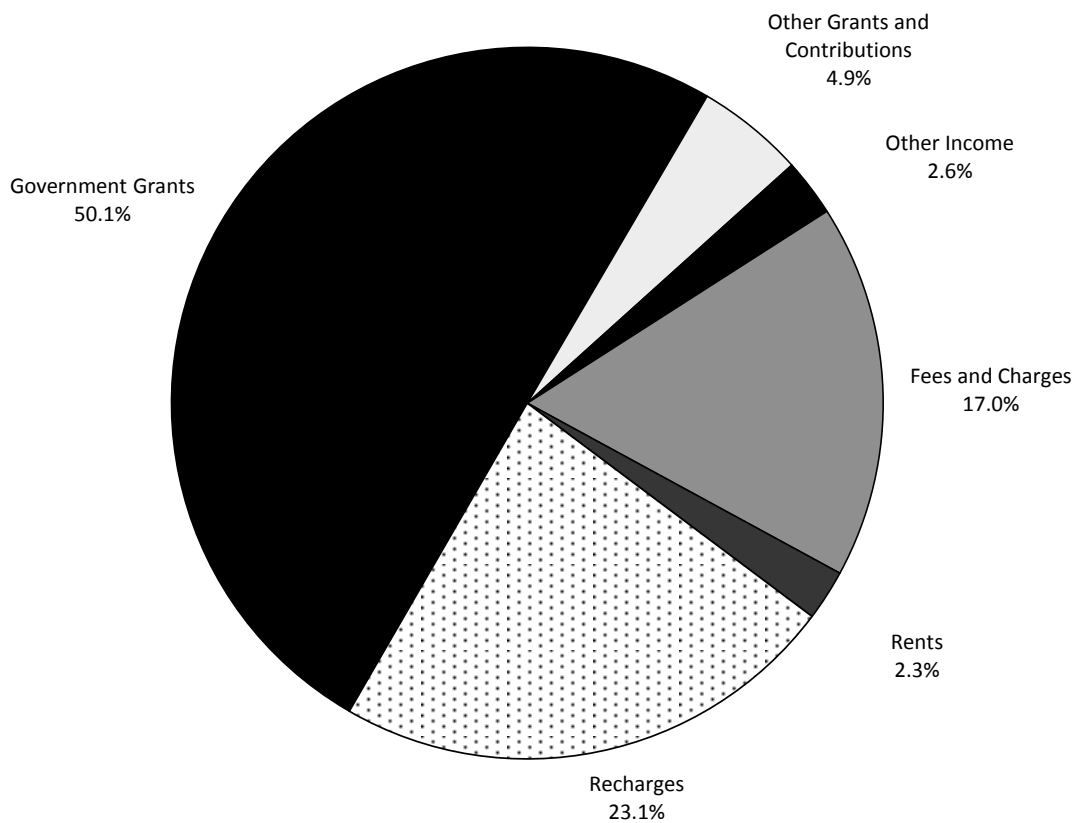
**INCOME:**

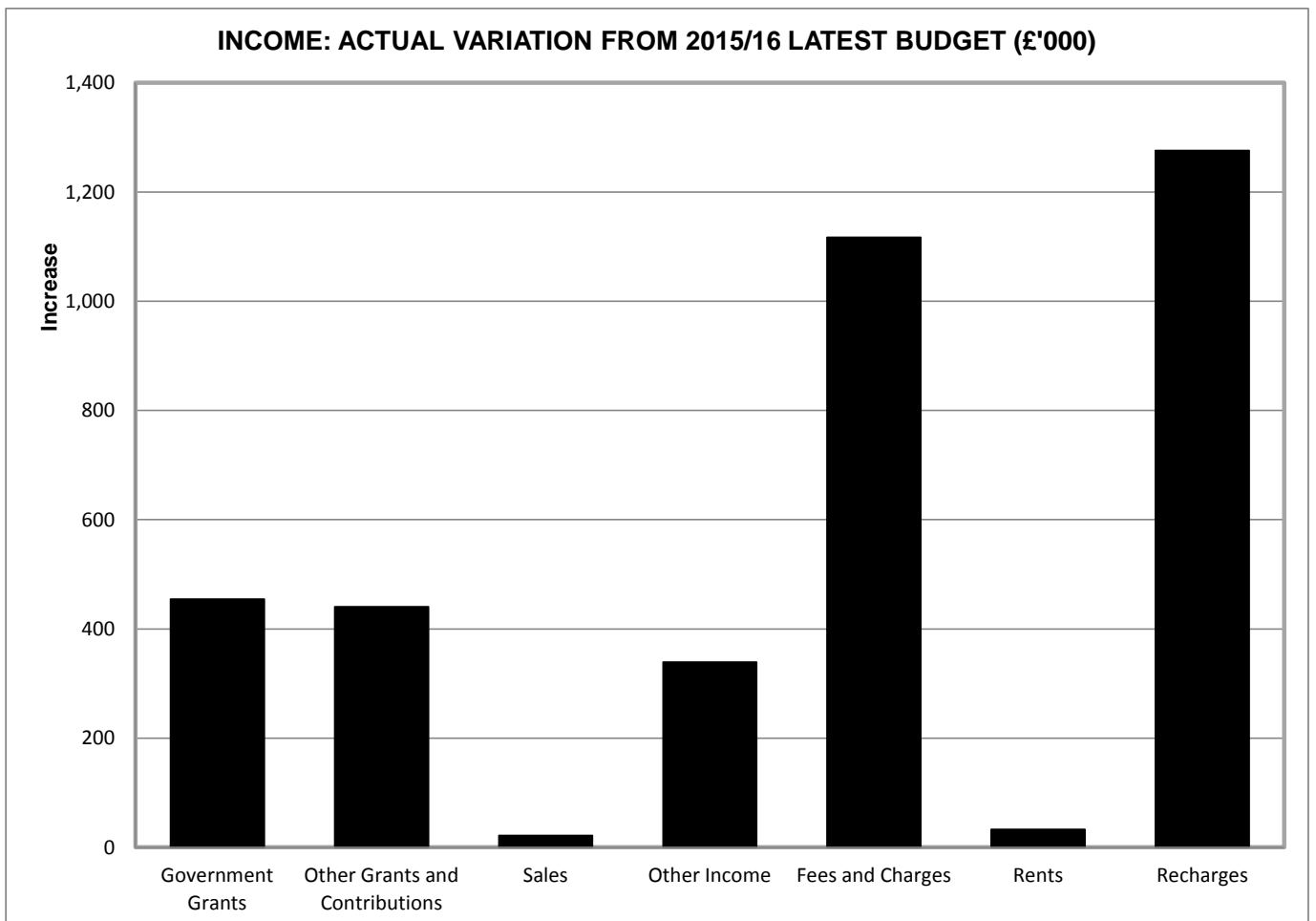
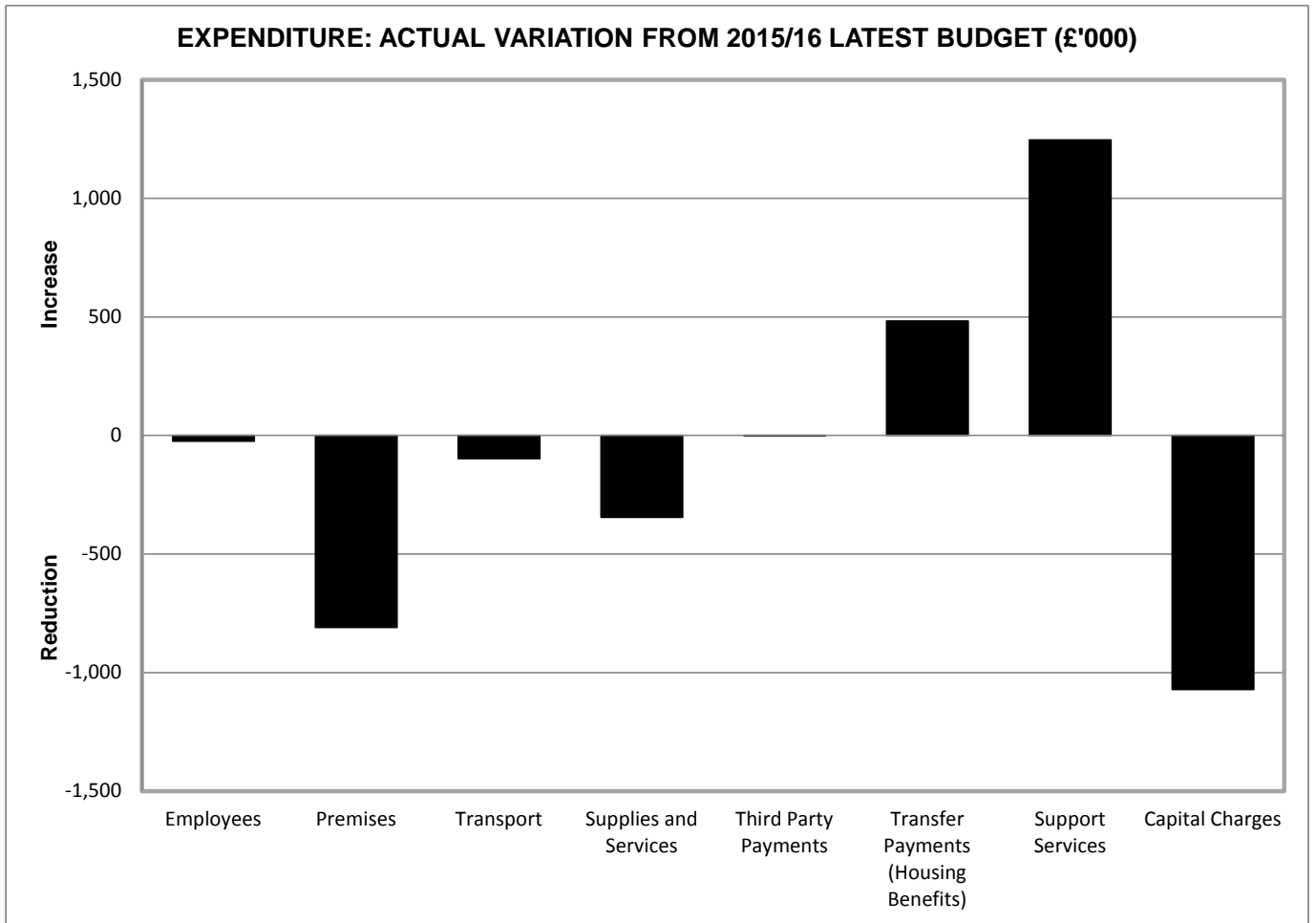
Government Grants	(31,002,600)	(31,457,400)	(454,800)	(F)
Other Grants and Contributions	(2,670,000)	(3,110,561)	(440,561)	(F)
Sales	(169,800)	(191,686)	(21,886)	(F)
Other Income	(1,091,000)	(1,430,445)	(339,445)	(F)
Fees and Charges	(9,543,800)	(10,660,843)	(1,117,043)	(F)
Rents	(1,422,800)	(1,455,647)	(32,847)	(F)
Recharges	(13,274,900)	(14,550,807)	(1,275,907)	(F)
<b>TOTAL INCOME</b>	<b>(59,174,900)</b>	<b>(62,857,389)</b>	<b>(3,682,489)</b>	<b>(F)</b>
<b>NET EXPENDITURE</b>	<b>22,910,700</b>	<b>18,610,237</b>	<b>(4,300,463)</b>	<b>(F)</b>

### ACTUAL GENERAL FUND SERVICES EXPENDITURE 2015/16



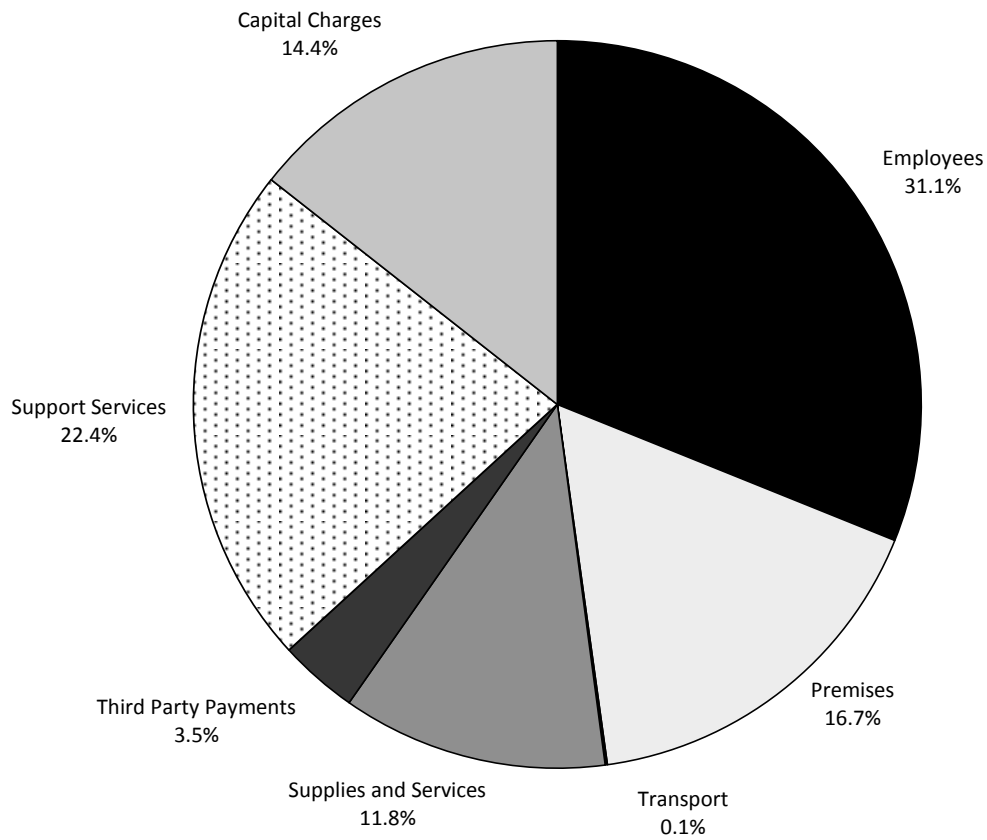
### ACTUAL GENERAL FUND SERVICES INCOME 2015/16



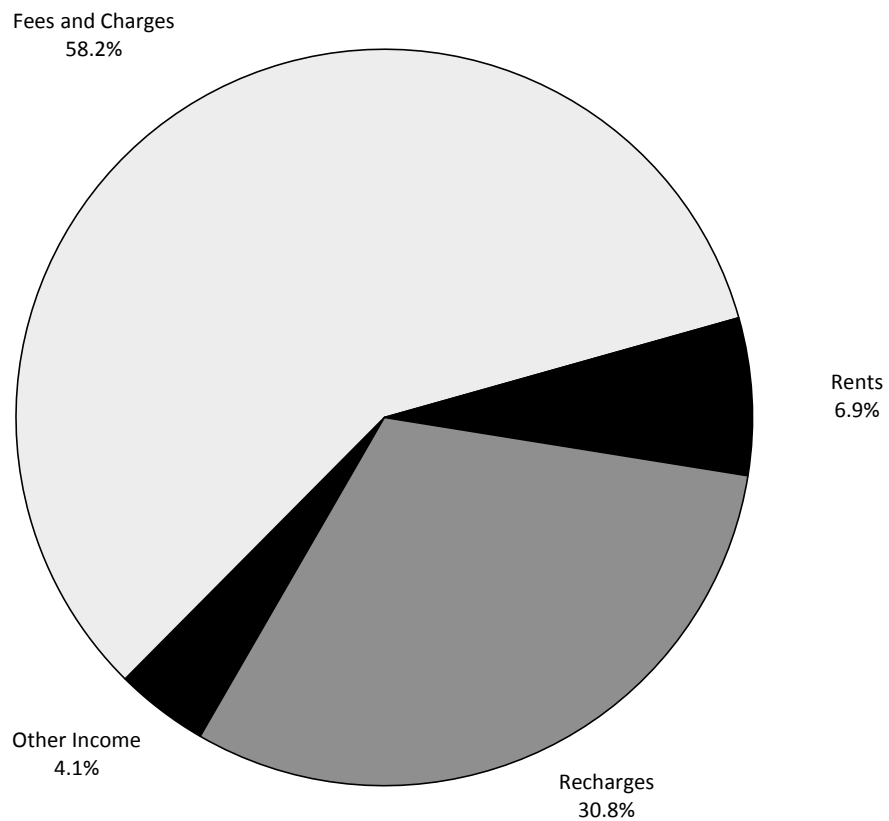


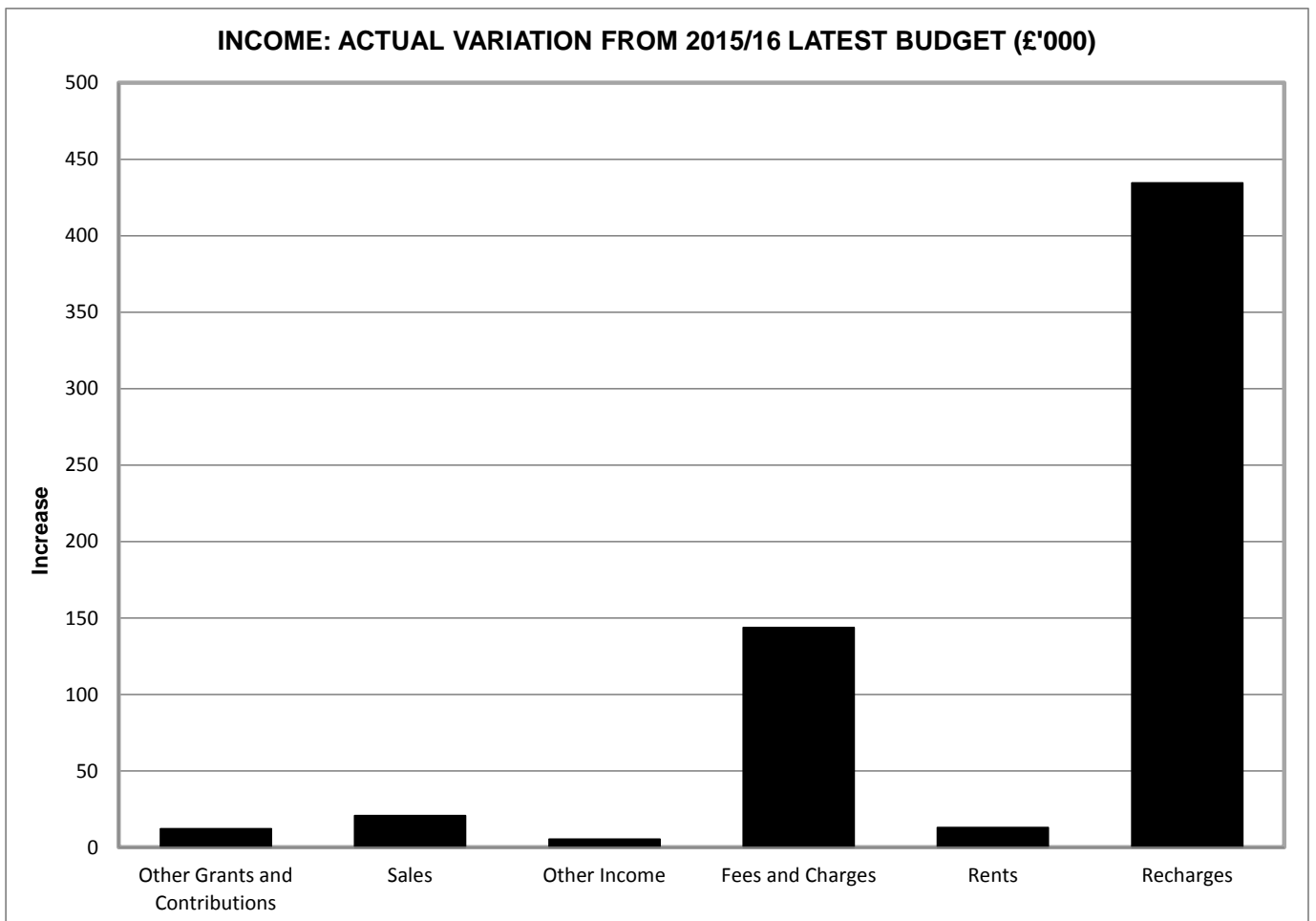
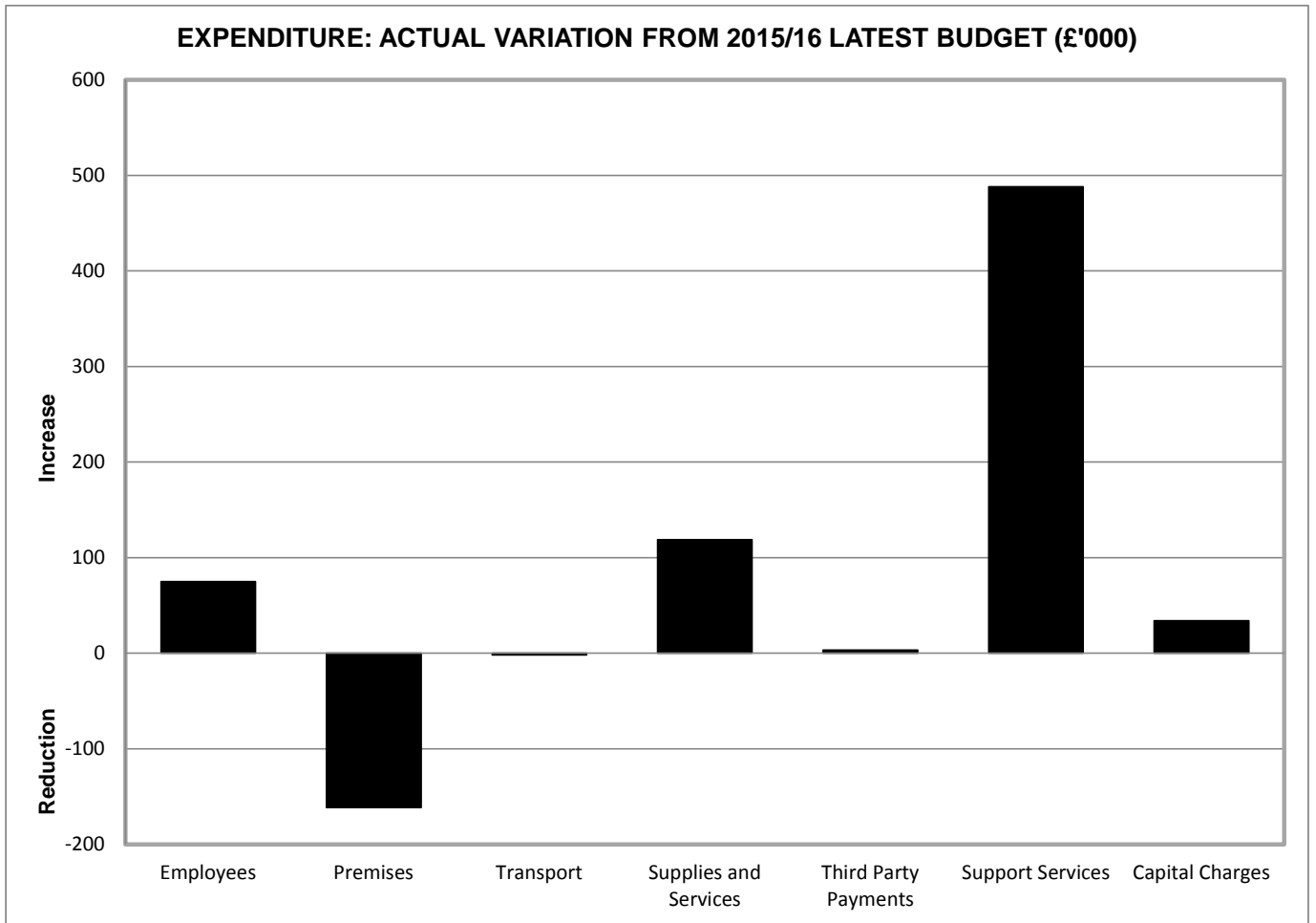
	LATEST BUDGET 2015/16 £	ACTUAL 2015/16 £	VARIATION 2015/16 £	
<b><u>CULTURE</u></b>				
S1275 GOLF COURSE	(1,000)	32,255	33,255	(A)
S1278 BOWLING FACILITIES	158,000	148,112	(9,888)	(F)
S1280 EDMONDSCOTE SPORTS TRACK	107,000	106,570	(430)	(F)
S1289 OPEN SPACES EVENTS	636,800	435,432	(201,368)	(F)
S1295 LILLINGTON COMM CENTRE	3,600	4,790	1,190	(A)
S1305 YOUTH SPORT DEVELOPMENT	134,900	150,400	15,500	(A)
S1310 CULTURAL SERVICES TECHNICAL SUPPORT TEAM	19,800	-	(19,800)	(F)
S1330 TOWN HALL FACILITIES	45,800	-	(45,800)	(F)
S1335 ROYAL SPA CENTRE	712,500	816,273	103,773	(A)
S1356 CATERING CONTRACT	(46,400)	(35,467)	10,933	(A)
S1365 SPORTS FACILITIES ADMIN	234,100	80	(234,020)	(F)
S1370 ST. NICHOLAS PARK	417,600	603,342	185,742	(A)
S1375 ABBEY FIELDS	479,100	443,234	(35,866)	(F)
S1380 NEWBOLD COMYN	365,000	494,832	129,832	(A)
S1385 CASTLE FARM	168,400	248,363	79,963	(A)
S1390 MYTON SCHOOL DUAL USE	35,700	19,378	(16,322)	(F)
S1400 MEADOW COMMUNITY SPORTS CENTRE	65,200	53,695	(11,505)	(F)
S1405 ROYAL PUMP ROOMS	926,700	867,062	(59,638)	(F)
	<hr/>	<hr/>	<hr/>	
<b>TOTAL CULTURE</b>	<b>4,462,800</b>	<b>4,388,351</b>	<b>(74,449)</b>	<b>(F)</b>
	<hr/> <hr/>	<hr/> <hr/>	<hr/> <hr/>	
<b><u>SUBJECTIVE ANALYSIS:</u></b>				
<b><u>EXPENDITURE:</u></b>				
Employees	2,957,700	3,032,538	74,838	(A)
Premises	1,786,300	1,624,753	(161,547)	(F)
Transport	10,500	8,686	(1,814)	(F)
Supplies and Services	1,032,400	1,151,063	118,663	(A)
Third Party Payments	340,400	343,634	3,234	(A)
Support Services	1,703,300	2,191,396	488,096	(A)
Capital Charges	1,368,900	1,402,731	33,831	(A)
	<hr/>	<hr/>	<hr/>	
<b>TOTAL EXPENDITURE</b>	<b>9,199,500</b>	<b>9,754,801</b>	<b>555,301</b>	<b>(A)</b>
	<hr/>	<hr/>	<hr/>	
<b><u>INCOME:</u></b>				
Other Grants and Contributions	(21,300)	(33,533)	(12,233)	(F)
Sales	(154,200)	(174,977)	(20,777)	(F)
Other Income	(4,400)	(9,895)	(5,495)	(F)
Fees and Charges	(2,981,500)	(3,125,267)	(143,767)	(F)
Rents	(358,200)	(371,109)	(12,909)	(F)
Recharges	(1,217,100)	(1,651,669)	(434,569)	(F)
	<hr/>	<hr/>	<hr/>	
<b>TOTAL INCOME</b>	<b>(4,736,700)</b>	<b>(5,366,450)</b>	<b>(629,750)</b>	<b>(F)</b>
	<hr/>	<hr/>	<hr/>	
<b>NET EXPENDITURE</b>	<b>4,462,800</b>	<b>4,388,351</b>	<b>(74,449)</b>	<b>(F)</b>
	<hr/> <hr/>	<hr/> <hr/>	<hr/> <hr/>	

### ACTUAL CULTURE EXPENDITURE 2015/16



### ACTUAL CULTURE INCOME 2015/16





CULTURE

	LATEST BUDGET 2015/16 £	ACTUAL 2015/16 £	VARIATION 2015/16 £	
<b>S1275 GOLF COURSE</b>				
<b>DIRECT EXPENDITURE</b>				
Premises	8,400	12,995	4,595	(A)
Third Party Payments	-	528	528	(A)
<b>TOTAL DIRECT EXPENDITURE</b>	<b>8,400</b>	<b>13,523</b>	<b>5,123</b>	<b>(A)</b>
<b>DIRECT INCOME</b>				
Rents	(22,300)	(22,589)	(289)	(F)
<b>TOTAL DIRECT INCOME</b>	<b>(22,300)</b>	<b>(22,589)</b>	<b>(289)</b>	<b>(F)</b>
<b>NET DIRECT EXPENDITURE / (INCOME)</b>	<b>(13,900)</b>	<b>(9,066)</b>	<b>4,834</b>	<b>(A)</b>
Support Services	12,400	23,121	10,721	(A)
Capital Charges	500	18,200	17,700	(A)
<b>NET EXPENDITURE / (INCOME) TO SUMMARY</b>	<b>(1,000)</b>	<b>32,255</b>	<b>33,255</b>	<b>(A)</b>

**Variations:**Support Services:

Changes in allocations	10,700	(A)
------------------------	--------	-----

Capital Charges:

Increased depreciation charges	17,700	(A)
--------------------------------	--------	-----



CULTURE

	LATEST BUDGET 2015/16 £	ACTUAL 2015/16 £	VARIATION 2015/16 £	
<b>S1278 BOWLING FACILITIES</b>				
<b>DIRECT EXPENDITURE</b>				
Premises	46,900	30,316	(16,584)	(F)
Supplies and Services	55,500	36,300	(19,200)	(F)
Third Party Payments	51,600	53,210	1,610	(A)
<b>TOTAL DIRECT EXPENDITURE</b>	<b>154,000</b>	<b>119,826</b>	<b>(34,174)</b>	<b>(F)</b>
<b>DIRECT INCOME</b>				
Fees and Charges	(23,700)	(21,472)	2,228	(A)
Rents	(15,100)	(14,800)	300	(A)
<b>TOTAL DIRECT INCOME</b>	<b>(38,800)</b>	<b>(36,272)</b>	<b>2,528</b>	<b>(A)</b>
<b>NET DIRECT EXPENDITURE / (INCOME)</b>	<b>115,200</b>	<b>83,554</b>	<b>(31,646)</b>	<b>(F)</b>
Support Services	15,700	25,982	10,282	(A)
Capital Charges	27,100	38,576	11,476	(A)
<b>NET EXPENDITURE / (INCOME) TO SUMMARY</b>	<b>158,000</b>	<b>148,112</b>	<b>(9,888)</b>	<b>(F)</b>

**Variations:**Premises:

Repairs and Maintenance works delayed	(15,500)	(F)
---------------------------------------	----------	-----

Supplies and Services:

General underspend	(19,200)	(F)
--------------------	----------	-----

Support Services:

Changes in allocations	10,300	(A)
------------------------	--------	-----

Capital Charges:

Increased depreciation charges	11,500	(A)
--------------------------------	--------	-----

CULTURE

	LATEST BUDGET 2015/16 £	ACTUAL 2015/16 £	VARIATION 2015/16 £	
<b>S1280 EDMONDSCOTE SPORTS TRACK</b>				
<b>DIRECT EXPENDITURE</b>				
Premises	24,700	12,821	(11,879)	(F)
Supplies and Services	1,500	1,076	(424)	(F)
Third Party Payments	11,700	7,581	(4,119)	(F)
	<u>37,900</u>	<u>21,478</u>	<u>(16,422)</u>	<b>(F)</b>
<b>DIRECT INCOME</b>				
Fees and Charges	(15,000)	(17,272)	(2,272)	(F)
Rents	(200)	(244)	(44)	(F)
	<u>(15,200)</u>	<u>(17,516)</u>	<u>(2,316)</u>	<b>(F)</b>
<b>NET DIRECT EXPENDITURE / (INCOME)</b>	<b>22,700</b>	<b>3,962</b>	<b>(18,738)</b>	<b>(F)</b>
Support Services	18,900	33,058	14,158	(A)
Capital Charges	65,400	69,550	4,150	(A)
	<u>107,000</u>	<u>106,570</u>	<u>(430)</u>	<b>(F)</b>
<b>NET EXPENDITURE / (INCOME) TO SUMMARY</b>	<b>107,000</b>	<b>106,570</b>	<b>(430)</b>	<b>(F)</b>

Variations:Support Services:

Changes in allocations

14,200 (A)

CULTURE

	LATEST BUDGET 2015/16 £	ACTUAL 2015/16 £	VARIATION 2015/16 £	
<b>S1289 OPEN SPACES EVENTS</b>				
<b>DIRECT EXPENDITURE</b>				
Employees	73,700	77,357	3,657	(A)
Premises	223,600	178,623	(44,977)	(F)
Transport	1,600	861	(739)	(F)
Supplies and Services	20,900	22,026	1,126	(A)
Third Party Payments	22,400	8,947	(13,453)	(F)
<b>TOTAL DIRECT EXPENDITURE</b>	<b>342,200</b>	<b>287,814</b>	<b>(54,386)</b>	<b>(F)</b>
<b>DIRECT INCOME</b>				
Other Grants and Contributions	(1,500)	-	1,500	(A)
Fees and Charges	(77,400)	(72,567)	4,833	(A)
Rents	(146,000)	(149,814)	(3,814)	(F)
<b>TOTAL DIRECT INCOME</b>	<b>(224,900)</b>	<b>(222,381)</b>	<b>2,519</b>	<b>(A)</b>
<b>NET DIRECT EXPENDITURE / (INCOME)</b>	<b>117,300</b>	<b>65,433</b>	<b>(51,867)</b>	<b>(F)</b>
Support Services	93,600	95,399	1,799	(A)
Capital Charges	450,000	300,000	(150,000)	(F)
Recharges	(24,100)	(25,400)	(1,300)	(F)
<b>NET EXPENDITURE / (INCOME) TO SUMMARY</b>	<b>636,800</b>	<b>435,432</b>	<b>(201,368)</b>	<b>(F)</b>

Variations:Premises:

Repairs and Maintenance works delayed	(27,900)	(F)
Revised Repairs and Maintenance programme	(13,200)	(F)

Capital Charges:

West Midlands Reserve & Cadets Force new building - slippage	(100,000)	(F)
St Mary's Lands Business Strategy - slippage	(50,000)	(F)

CULTURE

	LATEST BUDGET 2015/16 £	ACTUAL 2015/16 £	VARIATION 2015/16 £	
<b>S1295 LILLINGTON COMM CENTRE</b>				
<b>DIRECT EXPENDITURE</b>				
Employees	4,200	2,873	(1,327)	(F)
Premises	2,800	2,944	144	(A)
Supplies and Services	200	269	69	(A)
<b>TOTAL DIRECT EXPENDITURE</b>	<b>7,200</b>	<b>6,086</b>	<b>(1,114)</b>	<b>(F)</b>
<b>DIRECT INCOME</b>				
Rents	(6,000)	(5,535)	465	(A)
<b>TOTAL DIRECT INCOME</b>	<b>(6,000)</b>	<b>(5,535)</b>	<b>465</b>	<b>(A)</b>
<b>NET DIRECT EXPENDITURE / (INCOME)</b>	<b>1,200</b>	<b>551</b>	<b>(649)</b>	<b>(F)</b>
Support Services	1,000	1,899	899	(A)
Capital Charges	1,400	2,340	940	(A)
<b>NET EXPENDITURE / (INCOME) TO SUMMARY</b>	<b>3,600</b>	<b>4,790</b>	<b>1,190</b>	<b>(A)</b>
<b>S1305 YOUTH SPORT DEVELOPMENT</b>				
<b>DIRECT EXPENDITURE</b>				
Employees	45,600	42,358	(3,242)	(F)
Transport	1,300	673	(627)	(F)
Supplies and Services	36,400	35,237	(1,163)	(F)
<b>TOTAL DIRECT EXPENDITURE</b>	<b>83,300</b>	<b>78,268</b>	<b>(5,032)</b>	<b>(F)</b>
<b>DIRECT INCOME</b>				
Fees and Charges	(1,500)	(887)	613	(A)
<b>TOTAL DIRECT INCOME</b>	<b>(1,500)</b>	<b>(887)</b>	<b>613</b>	<b>(A)</b>
<b>NET DIRECT EXPENDITURE / (INCOME)</b>	<b>81,800</b>	<b>77,381</b>	<b>(4,419)</b>	<b>(F)</b>
Support Services	53,100	73,019	19,919	(A)
<b>NET EXPENDITURE / (INCOME) TO SUMMARY</b>	<b>134,900</b>	<b>150,400</b>	<b>15,500</b>	<b>(A)</b>

**Variations:****Support Services:**

Changes in allocations

19,900 (A)

CULTURE

	LATEST BUDGET 2015/16 £	ACTUAL 2015/16 £	VARIATION 2015/16 £	
<b>S1310 CULTURAL SERVICES TECHNICAL SUPPORT TEAM</b>				
<b>DIRECT EXPENDITURE</b>				
Employees	191,400	196,005	4,605	(A)
Premises	-	3	3	(A)
Transport	900	628	(272)	(F)
Supplies and Services	13,200	12,373	(827)	(F)
Third Party Payments	-	428	428	(A)
	<hr/>	<hr/>	<hr/>	
<b>TOTAL DIRECT EXPENDITURE</b>	<b>205,500</b>	<b>209,437</b>	<b>3,937</b>	<b>(A)</b>
	<hr/>	<hr/>	<hr/>	
<b>DIRECT INCOME</b>				
Other Income	-	(4,559)	(4,559)	(F)
	<hr/>	<hr/>	<hr/>	
<b>TOTAL DIRECT INCOME</b>	<b>-</b>	<b>(4,559)</b>	<b>(4,559)</b>	<b>(F)</b>
	<hr/>	<hr/>	<hr/>	
<b>NET DIRECT EXPENDITURE / (INCOME)</b>	<b>205,500</b>	<b>204,878</b>	<b>(622)</b>	<b>(F)</b>
	<hr/>	<hr/>	<hr/>	
Support Services	72,000	60,024	(11,976)	(F)
Recharges	(257,700)	(264,902)	(7,202)	(F)
	<hr/>	<hr/>	<hr/>	
<b>NET EXPENDITURE / (INCOME) TO SUMMARY</b>	<b>19,800</b>	<b>-</b>	<b>(19,800)</b>	<b>(F)</b>
	<hr/>	<hr/>	<hr/>	

**Variations:****Support Services:**

Changes in allocations

(7,200) (F)

CULTURE

	LATEST BUDGET 2015/16 £	ACTUAL 2015/16 £	VARIATION 2015/16 £	
<b>S1330 TOWN HALL FACILITIES</b>				
<b>DIRECT EXPENDITURE</b>				
Employees	168,800	170,635	1,835	(A)
Premises	134,000	118,280	(15,720)	(F)
Transport	-	163	163	(A)
Supplies and Services	14,000	12,573	(1,427)	(F)
Third Party Payments	-	1,884	1,884	(A)
	<hr/>	<hr/>	<hr/>	
<b>TOTAL DIRECT EXPENDITURE</b>	<b>316,800</b>	<b>303,535</b>	<b>(13,265)</b>	<b>(F)</b>
	<hr/>	<hr/>	<hr/>	
<b>DIRECT INCOME</b>				
Fees and Charges	(85,000)	(76,666)	8,334	(A)
Rents	(27,000)	(26,702)	298	(A)
	<hr/>	<hr/>	<hr/>	
<b>TOTAL DIRECT INCOME</b>	<b>(112,000)</b>	<b>(103,368)</b>	<b>8,632</b>	<b>(A)</b>
	<hr/>	<hr/>	<hr/>	
<b>NET DIRECT EXPENDITURE / (INCOME)</b>	<b>204,800</b>	<b>200,167</b>	<b>(4,633)</b>	<b>(F)</b>
	<hr/>	<hr/>	<hr/>	
Support Services	102,800	169,188	66,388	(A)
Capital Charges	56,200	85,934	29,734	(A)
Recharges	(318,000)	(455,289)	(137,289)	(F)
	<hr/>	<hr/>	<hr/>	
<b>NET EXPENDITURE / (INCOME) TO SUMMARY</b>	<b>45,800</b>	<b>-</b>	<b>(45,800)</b>	<b>(F)</b>
	<hr/>	<hr/>	<hr/>	

**Variations:**Premises:

Repairs and Maintenance works delayed	(10,300)	(F)
---------------------------------------	----------	-----

Support Services:

Changes in allocations	66,400	(A)
------------------------	--------	-----

Capital Charges:

Increased depreciation charges	29,700	(A)
--------------------------------	--------	-----

Recharges:

Change in costs to be allocated	(137,300)	(F)
---------------------------------	-----------	-----

CULTURE

	LATEST BUDGET 2015/16 £	ACTUAL 2015/16 £	VARIATION 2015/16 £
<b>S1335 ROYAL SPA CENTRE</b>			
<b>DIRECT EXPENDITURE</b>			
Employees	427,600	475,825	48,225 (A)
Premises	135,500	130,998	(4,502) (F)
Transport	400	530	130 (A)
Supplies and Services	565,600	741,384	175,784 (A)
Third Party Payments	4,200	1,468	(2,732) (F)
<b>TOTAL DIRECT EXPENDITURE</b>	<b>1,133,300</b>	<b>1,350,205</b>	<b>216,905 (A)</b>
<b>DIRECT INCOME</b>			
Sales	(126,600)	(144,499)	(17,899) (F)
Fees and Charges	(635,500)	(816,274)	(180,774) (F)
<b>TOTAL DIRECT INCOME</b>	<b>(762,100)</b>	<b>(960,773)</b>	<b>(198,673) (F)</b>
<b>NET DIRECT EXPENDITURE / (INCOME)</b>	<b>371,200</b>	<b>389,432</b>	<b>18,232 (A)</b>
Support Services	182,100	218,942	36,842 (A)
Capital Charges	159,200	207,899	48,699 (A)
<b>NET EXPENDITURE / (INCOME) TO SUMMARY</b>	<b>712,500</b>	<b>816,273</b>	<b>103,773 (A)</b>

**Variations:****Employees:**

Increased casual staff usage and overtime 47,300 (A)

**Supplies and Services:**

Increased cost of Artiste Fees 167,800 (A)

**Sales:**

Bar and Catering sales (13,700) (F)

**Fees and Charges:**

Increased admissions (158,100) (F)

Increased other charges income (27,300) (F)

**Support Services:**

Changes in allocations 36,800 (A)

**Capital Charges:**

Increased depreciation charges 48,700 (A)

CULTURE

	LATEST BUDGET 2015/16 £	ACTUAL 2015/16 £	VARIATION 2015/16 £	
<b>S1356 CATERING CONTRACT</b>				
<b>DIRECT EXPENDITURE</b>				
Premises	22,900	26,323	3,423	(A)
Supplies and Services	-	2,167	2,167	(A)
Third Party Payments	3,400	114	(3,286)	(F)
<b>TOTAL DIRECT EXPENDITURE</b>	<b>26,300</b>	<b>28,604</b>	<b>2,304</b>	<b>(A)</b>
<b>DIRECT INCOME</b>				
Rents	(72,700)	(73,808)	(1,108)	(F)
<b>TOTAL DIRECT INCOME</b>	<b>(72,700)</b>	<b>(73,808)</b>	<b>(1,108)</b>	<b>(F)</b>
<b>NET DIRECT EXPENDITURE / (INCOME)</b>	<b>(46,400)</b>	<b>(45,204)</b>	<b>1,196</b>	<b>(A)</b>
Support Services	-	9,737	9,737	(A)
<b>NET EXPENDITURE / (INCOME) TO SUMMARY</b>	<b>(46,400)</b>	<b>(35,467)</b>	<b>10,933</b>	<b>(A)</b>



CULTURE

	LATEST BUDGET 2015/16 £	ACTUAL 2015/16 £	VARIATION 2015/16 £	
<b>S1365 SPORTS FACILITIES ADMIN</b>				
<b>DIRECT EXPENDITURE</b>				
Employees	175,500	180,926	5,426	(A)
Transport	4,500	3,623	(877)	(F)
Supplies and Services	39,300	36,813	(2,487)	(F)
Third Party Payments	243,800	268,086	24,286	(A)
	<hr/>	<hr/>	<hr/>	
<b>TOTAL DIRECT EXPENDITURE</b>	<b>463,100</b>	<b>489,448</b>	<b>26,348</b>	<b>(A)</b>
Support Services	356,500	384,890	28,390	(A)
Capital Charges	29,100	29,120	20	(A)
Recharges	(614,600)	(903,378)	(288,778)	(F)
	<hr/>	<hr/>	<hr/>	
<b>NET EXPENDITURE / (INCOME) TO SUMMARY</b>	<b>234,100</b>	<b>80</b>	<b>(234,020)</b>	<b>(F)</b>
	<hr/>	<hr/>	<hr/>	

**Variations:**Third Party Payments:

Increased Legal Services charge	16,900	(A)
---------------------------------	--------	-----

Support Services:

Changes in allocations	28,400	(A)
------------------------	--------	-----

Recharges:

Change in costs to be allocated	(288,800)	(F)
---------------------------------	-----------	-----

CULTURE

	LATEST BUDGET 2015/16 £	ACTUAL 2015/16 £	VARIATION 2015/16 £	
<b>S1370 ST. NICHOLAS PARK</b>				
<b>DIRECT EXPENDITURE</b>				
Employees	422,800	425,115	2,315	(A)
Premises	275,200	287,541	12,341	(A)
Supplies and Services	27,100	25,567	(1,533)	(F)
Third Party Payments	1,900	495	(1,405)	(F)
<b>TOTAL DIRECT EXPENDITURE</b>	<b>727,000</b>	<b>738,718</b>	<b>11,718</b>	<b>(A)</b>
<b>DIRECT INCOME</b>				
Sales	(7,100)	(4,352)	2,748	(A)
Other Income	(900)	(750)	150	(A)
Fees and Charges	(599,100)	(566,443)	32,657	(A)
Rents	(2,400)	(7,456)	(5,056)	(F)
<b>TOTAL DIRECT INCOME</b>	<b>(609,500)</b>	<b>(579,001)</b>	<b>30,499</b>	<b>(A)</b>
<b>NET DIRECT EXPENDITURE / (INCOME)</b>	<b>117,500</b>	<b>159,717</b>	<b>42,217</b>	<b>(A)</b>
Support Services	165,800	304,775	138,975	(A)
Capital Charges	134,300	138,850	4,550	(A)
<b>NET EXPENDITURE / (INCOME) TO SUMMARY</b>	<b>417,600</b>	<b>603,342</b>	<b>185,742</b>	<b>(A)</b>

Variations:Premises:

Revised Repairs and Maintenance programme	11,700	(A)
---	--------	-----

Fees and Charges:

Reduced swimming income	20,800	(A)
-------------------------	--------	-----

Reduced Sports Hall income	7,700	(A)
----------------------------	-------	-----

Support Services:

Changes in allocations	139,000	(A)
------------------------	---------	-----

CULTURE

	LATEST BUDGET 2015/16 £	ACTUAL 2015/16 £	VARIATION 2015/16 £	
<b>S1375 ABBEY FIELDS</b>				
<b>DIRECT EXPENDITURE</b>				
Employees	294,100	272,014	(22,086)	(F)
Premises	250,400	183,493	(66,907)	(F)
Supplies and Services	20,300	19,504	(796)	(F)
Third Party Payments	500	248	(252)	(F)
<b>TOTAL DIRECT EXPENDITURE</b>	<b>565,300</b>	<b>475,259</b>	<b>(90,041)</b>	<b>(F)</b>
<b>DIRECT INCOME</b>				
Sales	(6,200)	(4,241)	1,959	(A)
Other Income	(900)	(524)	376	(A)
Fees and Charges	(266,400)	(255,706)	10,694	(A)
Rents	(2,000)	(2,011)	(11)	(F)
<b>TOTAL DIRECT INCOME</b>	<b>(275,500)</b>	<b>(262,482)</b>	<b>13,018</b>	<b>(A)</b>
<b>NET DIRECT EXPENDITURE / (INCOME)</b>	<b>289,800</b>	<b>212,777</b>	<b>(77,023)</b>	<b>(F)</b>
Support Services	96,800	129,657	32,857	(A)
Capital Charges	92,500	100,800	8,300	(A)
<b>NET EXPENDITURE / (INCOME) TO SUMMARY</b>	<b>479,100</b>	<b>443,234</b>	<b>(35,866)</b>	<b>(F)</b>

Variations:Employees:

Reduced staffing costs	(25,200)	(F)
------------------------	----------	-----

Premises:

Repairs and Maintenance works delayed	(88,600)	(F)
Revised Repairs and Maintenance programme	12,400	(A)

Fees and Charges:

Reduced swimming income	10,400	(A)
-------------------------	--------	-----

Support Services:

Changes in allocations	32,900	(A)
------------------------	--------	-----

CULTURE

	LATEST BUDGET 2015/16 £	ACTUAL 2015/16 £	VARIATION 2015/16 £	
<b>S1380 NEWBOLD COMYN</b>				
<b>DIRECT EXPENDITURE</b>				
Employees	574,300	593,342	19,042	(A)
Premises	296,600	339,571	42,971	(A)
Supplies and Services	45,300	47,812	2,512	(A)
Third Party Payments	-	100	100	(A)
<b>TOTAL DIRECT EXPENDITURE</b>	<b>916,200</b>	<b>980,825</b>	<b>64,625</b>	<b>(A)</b>
<b>DIRECT INCOME</b>				
Sales	(12,300)	(15,651)	(3,351)	(F)
Other Income	(1,600)	(1,472)	128	(A)
Fees and Charges	(959,400)	(989,758)	(30,358)	(F)
<b>TOTAL DIRECT INCOME</b>	<b>(973,300)</b>	<b>(1,006,881)</b>	<b>(33,581)</b>	<b>(F)</b>
<b>NET DIRECT EXPENDITURE / (INCOME)</b>	<b>(57,100)</b>	<b>(26,056)</b>	<b>31,044</b>	<b>(A)</b>
Support Services	236,400	293,088	56,688	(A)
Capital Charges	185,700	227,800	42,100	(A)
<b>NET EXPENDITURE / (INCOME) TO SUMMARY</b>	<b>365,000</b>	<b>494,832</b>	<b>129,832</b>	<b>(A)</b>

**Variations:****Employees:**

Increased IAS19 Pension Adjustments	17,800	(A)
-------------------------------------	--------	-----

**Premises:**

Revised Repairs and Maintenance programme	26,500	(A)
---	--------	-----

Increased fuel usage	15,500	(A)
----------------------	--------	-----

**Fees and Charges:**

Increased swimming income	(30,500)	(F)
---------------------------	----------	-----

**Support Services:**

Changes in allocations	56,700	(A)
------------------------	--------	-----

**Capital Charges:**

Increased depreciation charges	42,100	(A)
--------------------------------	--------	-----

CULTURE

	LATEST BUDGET 2015/16 £	ACTUAL 2015/16 £	VARIATION 2015/16 £	
<b>S1385 CASTLE FARM</b>				
<b>DIRECT EXPENDITURE</b>				
Employees	139,000	158,273	19,273	(A)
Premises	93,900	73,942	(19,958)	(F)
Supplies and Services	8,500	9,456	956	(A)
Third Party Payments	400	-	(400)	(F)
<b>TOTAL DIRECT EXPENDITURE</b>	<b>241,800</b>	<b>241,671</b>	<b>(129)</b>	<b>(F)</b>
<b>DIRECT INCOME</b>				
Sales	(100)	-	100	(A)
Fees and Charges	(190,100)	(184,456)	5,644	(A)
Rents	(700)	2,186	2,886	(A)
<b>TOTAL DIRECT INCOME</b>	<b>(190,900)</b>	<b>(182,270)</b>	<b>8,630</b>	<b>(A)</b>
<b>NET DIRECT EXPENDITURE / (INCOME)</b>	<b>50,900</b>	<b>59,401</b>	<b>8,501</b>	<b>(A)</b>
Support Services	57,500	134,942	77,442	(A)
Capital Charges	60,000	54,020	(5,980)	(F)
<b>NET EXPENDITURE / (INCOME) TO SUMMARY</b>	<b>168,400</b>	<b>248,363</b>	<b>79,963</b>	<b>(A)</b>

**Variations:****Employees:**

Increased staffing costs 12,900 (A)

**Premises:**

Repairs and Maintenance works delayed (8,400) (F)

Revised Repairs and Maintenance programme (4,400) (F)

Reduced fuel usage (7,300) (F)

**Support Services:**

Changes in allocations 77,400 (A)

CULTURE

	LATEST BUDGET 2015/16 £	ACTUAL 2015/16 £	VARIATION 2015/16 £
<b>S1390 MYTON SCHOOL DUAL USE</b>			
<b>DIRECT EXPENDITURE</b>			
Employees	46,000	36,295	(9,705) (F)
Premises	12,900	14,864	1,964 (A)
Supplies and Services	1,700	1,290	(410) (F)
<b>TOTAL DIRECT EXPENDITURE</b>	<b>60,600</b>	<b>52,449</b>	<b>(8,151) (F)</b>
<b>DIRECT INCOME</b>			
Fees and Charges	(70,000)	(64,024)	5,976 (A)
<b>TOTAL DIRECT INCOME</b>	<b>(70,000)</b>	<b>(64,024)</b>	<b>5,976 (A)</b>
<b>NET DIRECT EXPENDITURE / (INCOME)</b>	<b>(9,400)</b>	<b>(11,575)</b>	<b>(2,175) (F)</b>
Support Services	45,100	30,953	(14,147) (F)
<b>NET EXPENDITURE / (INCOME) TO SUMMARY</b>	<b>35,700</b>	<b>19,378</b>	<b>(16,322) (F)</b>

Variations:Support Services:

Changes in allocations	(14,100) (F)
------------------------	--------------

**S1400 MEADOW COMMUNITY SPORTS CENTRE**

<b>DIRECT EXPENDITURE</b>			
Employees	63,000	67,106	4,106 (A)
Premises	14,800	15,262	462 (A)
Supplies and Services	3,300	2,970	(330) (F)
<b>TOTAL DIRECT EXPENDITURE</b>	<b>81,100</b>	<b>85,338</b>	<b>4,238 (A)</b>
<b>DIRECT INCOME</b>			
Fees and Charges	(55,100)	(56,080)	(980) (F)
<b>TOTAL DIRECT INCOME</b>	<b>(55,100)</b>	<b>(56,080)</b>	<b>(980) (F)</b>
<b>NET DIRECT EXPENDITURE / (INCOME)</b>	<b>26,000</b>	<b>29,258</b>	<b>3,258 (A)</b>
Support Services	39,200	24,437	(14,763) (F)
<b>NET EXPENDITURE / (INCOME) TO SUMMARY</b>	<b>65,200</b>	<b>53,695</b>	<b>(11,505) (F)</b>

Variations:Support Services:

Changes in allocations	(14,800) (F)
------------------------	--------------

CULTURE

	LATEST BUDGET 2015/16 £	ACTUAL 2015/16 £	VARIATION 2015/16 £	
<b>S1405 ROYAL PUMP ROOMS</b>				
<b>DIRECT EXPENDITURE</b>				
Employees	331,700	334,414	2,714	(A)
Premises	243,700	196,777	(46,923)	(F)
Transport	1,800	2,208	408	(A)
Supplies and Services	179,600	144,246	(35,354)	(F)
Third Party Payments	500	545	45	(A)
<b>TOTAL DIRECT EXPENDITURE</b>	<b>757,300</b>	<b>678,190</b>	<b>(79,110)</b>	<b>(F)</b>
<b>DIRECT INCOME</b>				
Other Grants and Contributions	(19,800)	(33,533)	(13,733)	(F)
Sales	(1,900)	(6,234)	(4,334)	(F)
Other Income	(1,000)	(2,590)	(1,590)	(F)
Fees and Charges	(3,300)	(3,662)	(362)	(F)
Rents	(63,800)	(70,336)	(6,536)	(F)
<b>TOTAL DIRECT INCOME</b>	<b>(89,800)</b>	<b>(116,355)</b>	<b>(26,555)</b>	<b>(F)</b>
<b>NET DIRECT EXPENDITURE / (INCOME)</b>	<b>667,500</b>	<b>561,835</b>	<b>(105,665)</b>	<b>(F)</b>
Support Services	154,400	178,285	23,885	(A)
Capital Charges	107,500	129,642	22,142	(A)
Recharges	(2,700)	(2,700)	-	
<b>NET EXPENDITURE / (INCOME) TO SUMMARY</b>	<b>926,700</b>	<b>867,062</b>	<b>(59,638)</b>	<b>(F)</b>

**Variations:**Premises:

Repairs and Maintenance works delayed	(20,600)	(F)
Revised Repairs and Maintenance programme	(21,600)	(F)

Supplies and Services:

Arts Development Programme and Exhibitions rolling forward	(33,100)	(F)
--	----------	-----

Support Services:

Changes in allocations	23,900	(A)
------------------------	--------	-----

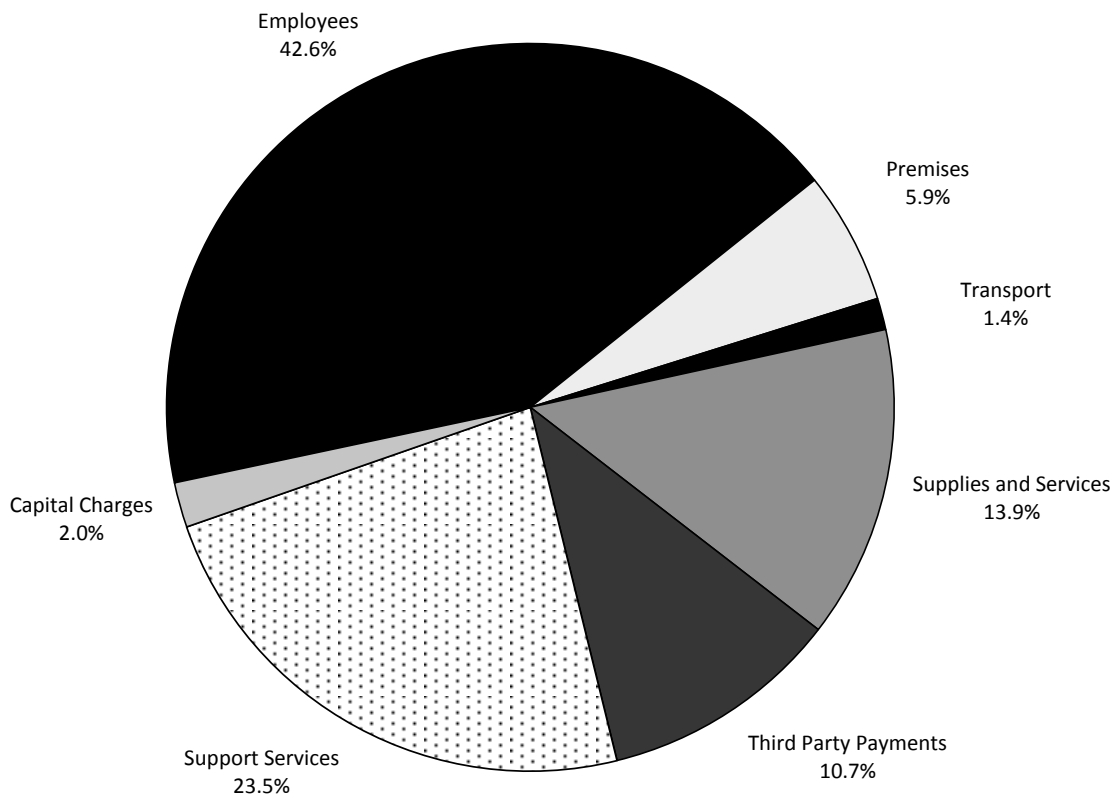
Capital Charges:

Increased depreciation charges	22,100	(A)
--------------------------------	--------	-----

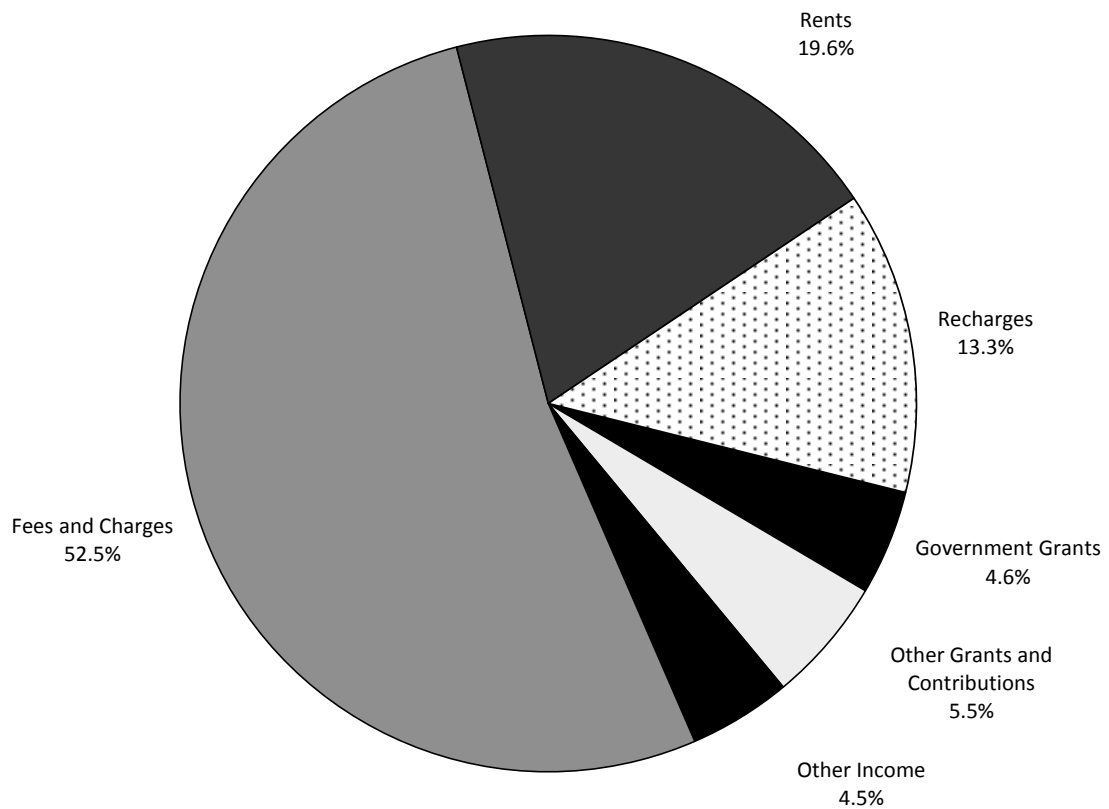
	LATEST BUDGET 2015/16 £	ACTUAL 2015/16 £	VARIATION 2015/16 £	
<b><u>DEVELOPMENT SERVICES</u></b>				
S1025 TCM - LEAMINGTON	50,400	49,288	(1,112)	(F)
S1030 TCM - KENILWORTH	47,900	50,126	2,226	(A)
S1035 CHRISTMAS ILLUMINATIONS	43,200	49,964	6,764	(A)
S1040 TCM - WARWICK	45,700	47,702	2,002	(A)
S1240 MARKETS	(19,500)	(16,464)	3,036	(A)
S1650 ESTATE MANAGEMENT	87,900	(166,009)	(253,909)	(F)
S3170 KENILWORTH PUBLIC SERVICE CENTRE	68,900	50,840	(18,060)	(F)
S3550 TOURISM	221,500	212,908	(8,592)	(F)
S3600 ECONOMIC DEVELOPMENT	742,900	189,515	(553,385)	(F)
S3650 ECONOMIC REGENERATION	171,100	140,529	(30,571)	(F)
S3660 ENTERPRISE DEVELOPMENT	16,700	42,486	25,786	(A)
S3676 26HT	(500)	(6,585)	(6,085)	(F)
S4510 DEVELOPMENT SERVICES MGT	(58,800)	-	58,800	(A)
S4540 DEVELOPMENT CONTROL	831,000	358,129	(472,871)	(F)
S4570 POLICY, PROJECTS & CONSERVATION	690,000	487,875	(202,125)	(F)
S4600 BUILDING CONTROL	159,900	151,273	(8,627)	(F)
S4840 LOCAL LAND CHARGES	(79,600)	(101,447)	(21,847)	(F)
	<hr/>	<hr/>	<hr/>	
<b>TOTAL DEVELOPMENT SERVICES</b>	<b>3,018,700</b>	<b>1,540,130</b>	<b>(1,478,570)</b>	<b>(F)</b>
	<hr/> <hr/>	<hr/> <hr/>	<hr/> <hr/>	
 <b><u>SUBJECTIVE ANALYSIS:</u></b>				
<b><u>EXPENDITURE:</u></b>				
Employees	2,399,000	2,455,886	56,886	(A)
Premises	501,700	340,945	(160,755)	(F)
Transport	86,900	82,653	(4,247)	(F)
Supplies and Services	782,900	800,061	17,161	(A)
Third Party Payments	591,700	617,907	26,207	(A)
Support Services	1,375,800	1,356,884	(18,916)	(F)
Capital Charges	788,400	115,010	(673,390)	(F)
	<hr/>	<hr/>	<hr/>	
<b>TOTAL EXPENDITURE</b>	<b>6,526,400</b>	<b>5,769,346</b>	<b>(757,054)</b>	<b>(F)</b>
	<hr/> <hr/>	<hr/> <hr/>	<hr/> <hr/>	
<b><u>INCOME:</u></b>				
Government Grants	(127,600)	(192,608)	(65,008)	(F)
Other Grants and Contributions	(19,200)	(234,200)	(215,000)	(F)
Sales	(13,200)	(13,978)	(778)	(F)
Other Income	(161,400)	(177,764)	(16,364)	(F)
Fees and Charges	(1,755,700)	(2,220,022)	(464,322)	(F)
Rents	(816,600)	(827,539)	(10,939)	(F)
Recharges	(614,000)	(563,105)	50,895	(A)
	<hr/>	<hr/>	<hr/>	
<b>TOTAL INCOME</b>	<b>(3,507,700)</b>	<b>(4,229,216)</b>	<b>(721,516)</b>	<b>(F)</b>
	<hr/> <hr/>	<hr/> <hr/>	<hr/> <hr/>	
<b>NET EXPENDITURE</b>	<b>3,018,700</b>	<b>1,540,130</b>	<b>(1,478,570)</b>	<b>(F)</b>
	<hr/> <hr/>	<hr/> <hr/>	<hr/> <hr/>	

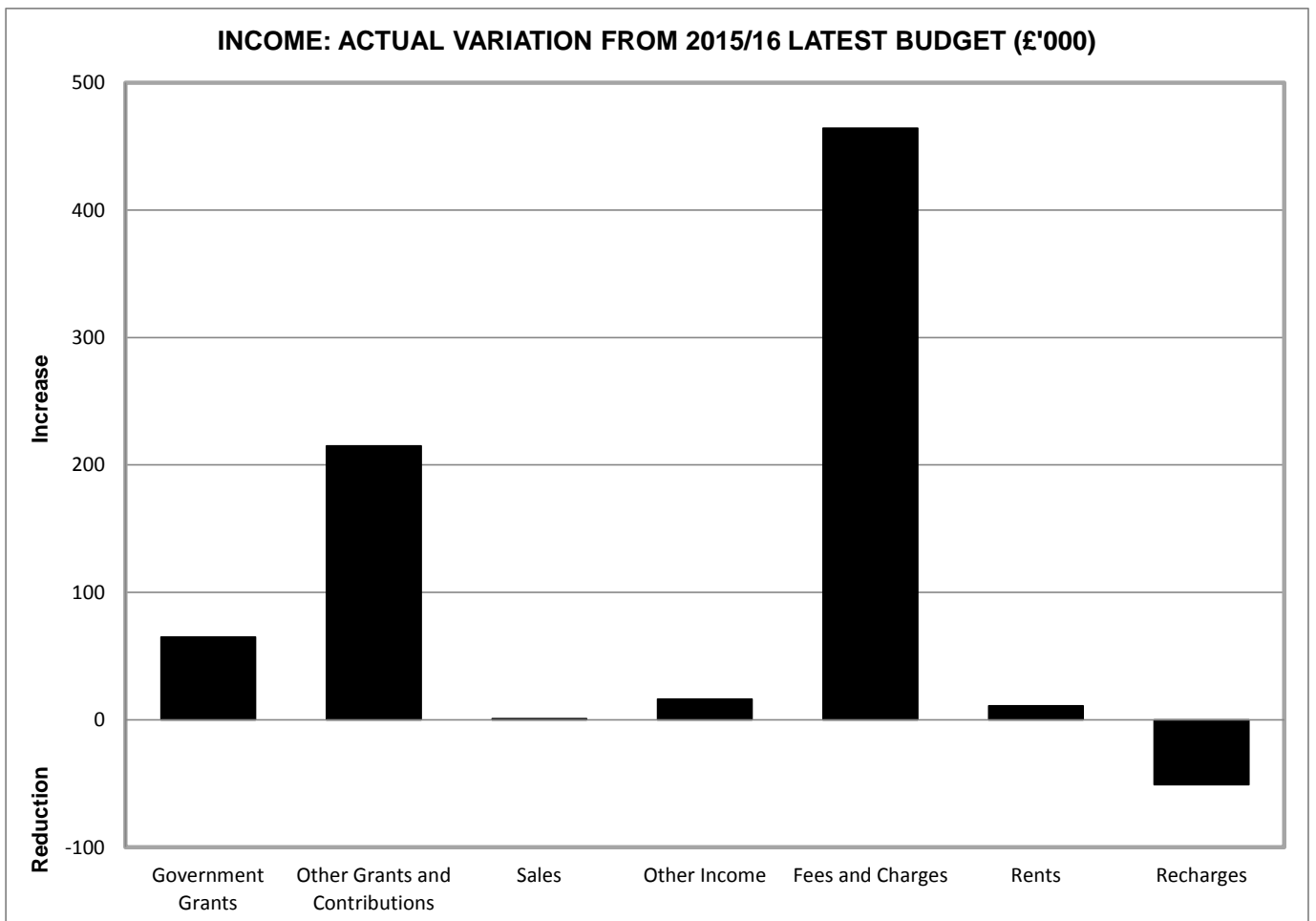
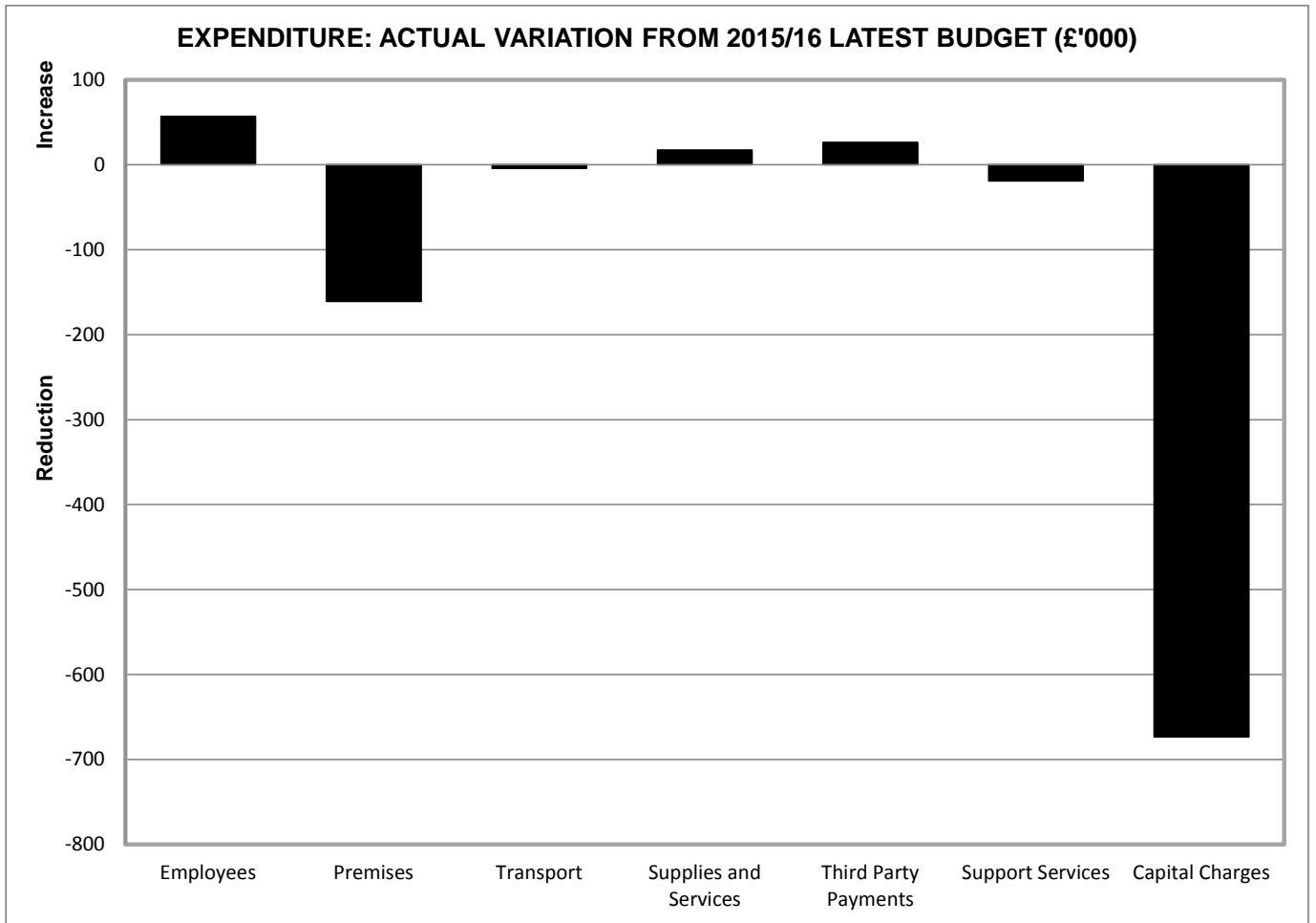


### ACTUAL DEVELOPMENT EXPENDITURE 2015/16



### ACTUAL DEVELOPMENT INCOME 2015/16





**DEVELOPMENT SERVICES**

	LATEST BUDGET 2015/16 £	ACTUAL 2015/16 £	VARIATION 2015/16 £	
<b>S1025 TCM - LEAMINGTON</b>				
<b>DIRECT EXPENDITURE</b>				
Employees	36,900	37,898	998	(A)
Transport	600	553	(47)	(F)
Supplies and Services	11,300	10,456	(844)	(F)
<b>TOTAL DIRECT EXPENDITURE</b>	<b>48,800</b>	<b>48,907</b>	<b>107</b>	<b>(A)</b>
<b>DIRECT INCOME</b>				
Other Grants and Contributions	(7,900)	(8,298)	(398)	(F)
<b>TOTAL DIRECT INCOME</b>	<b>(7,900)</b>	<b>(8,298)</b>	<b>(398)</b>	<b>(F)</b>
<b>NET DIRECT EXPENDITURE / (INCOME)</b>	<b>40,900</b>	<b>40,609</b>	<b>(291)</b>	<b>(F)</b>
Support Services	25,400	20,579	(4,821)	(F)
Recharges	(15,900)	(11,900)	4,000	(A)
<b>NET EXPENDITURE / (INCOME) TO SUMMARY</b>	<b>50,400</b>	<b>49,288</b>	<b>(1,112)</b>	<b>(F)</b>
<b>S1030 TCM - KENILWORTH</b>				
<b>DIRECT EXPENDITURE</b>				
Employees	38,300	39,755	1,455	(A)
Transport	600	168	(432)	(F)
Supplies and Services	10,000	9,700	(300)	(F)
<b>TOTAL DIRECT EXPENDITURE</b>	<b>48,900</b>	<b>49,623</b>	<b>723</b>	<b>(A)</b>
<b>DIRECT INCOME</b>				
Other Grants and Contributions	(5,000)	(3,940)	1,060	(A)
Other Income	-	(115)	(115)	(F)
<b>TOTAL DIRECT INCOME</b>	<b>(5,000)</b>	<b>(4,055)</b>	<b>945</b>	<b>(A)</b>
<b>NET DIRECT EXPENDITURE / (INCOME)</b>	<b>43,900</b>	<b>45,568</b>	<b>1,668</b>	<b>(A)</b>
Support Services	21,800	20,758	(1,042)	(F)
Recharges	(17,800)	(16,200)	1,600	(A)
<b>NET EXPENDITURE / (INCOME) TO SUMMARY</b>	<b>47,900</b>	<b>50,126</b>	<b>2,226</b>	<b>(A)</b>

**DEVELOPMENT SERVICES**

	LATEST BUDGET 2015/16 £	ACTUAL 2015/16 £	VARIATION 2015/16 £	
<b>S1035 CHRISTMAS ILLUMINATIONS</b>				
<b>DIRECT EXPENDITURE</b>				
Premises	-	2,376	2,376	(A)
Supplies and Services	66,400	80,337	13,937	(A)
<b>TOTAL DIRECT EXPENDITURE</b>	<b>66,400</b>	<b>82,713</b>	<b>16,313</b>	<b>(A)</b>
<b>DIRECT INCOME</b>				
Other Income	(36,400)	(46,436)	(10,036)	(F)
<b>TOTAL DIRECT INCOME</b>	<b>(36,400)</b>	<b>(46,436)</b>	<b>(10,036)</b>	<b>(F)</b>
<b>NET DIRECT EXPENDITURE / (INCOME)</b>	<b>30,000</b>	<b>36,277</b>	<b>6,277</b>	<b>(A)</b>
Support Services	13,200	13,687	487	(A)
<b>NET EXPENDITURE / (INCOME) TO SUMMARY</b>	<b>43,200</b>	<b>49,964</b>	<b>6,764</b>	<b>(A)</b>

**Variations:**Supplies and Services:

Increased activities funded from external contributions	12,500	(A)
---	--------	-----

Other Income:

Additional funding	(10,000)	(F)
--------------------	----------	-----

**DEVELOPMENT SERVICES**

	LATEST BUDGET 2015/16 £	ACTUAL 2015/16 £	VARIATION 2015/16 £	
<b>S1040 TCM - WARWICK</b>				
<b>DIRECT EXPENDITURE</b>				
Employees	39,400	40,949	1,549	(A)
Transport	600	865	265	(A)
Supplies and Services	10,000	12,403	2,403	(A)
<b>TOTAL DIRECT EXPENDITURE</b>	<b>50,000</b>	<b>54,217</b>	<b>4,217</b>	<b>(A)</b>
<b>DIRECT INCOME</b>				
Other Grants and Contributions	(6,300)	(6,500)	(200)	(F)
Other Income	-	(4,519)	(4,519)	(F)
<b>TOTAL DIRECT INCOME</b>	<b>(6,300)</b>	<b>(11,019)</b>	<b>(4,719)</b>	<b>(F)</b>
<b>NET DIRECT EXPENDITURE / (INCOME)</b>	<b>43,700</b>	<b>43,198</b>	<b>(502)</b>	<b>(F)</b>
Support Services	25,300	15,004	(10,296)	(F)
Recharges	(23,300)	(10,500)	12,800	(A)
<b>NET EXPENDITURE / (INCOME) TO SUMMARY</b>	<b>45,700</b>	<b>47,702</b>	<b>2,002</b>	<b>(A)</b>

**Variations:**Support Services:

Changes in allocations (10,300) (F)

Recharges:

Changes in time allocations 12,800 (A)

DEVELOPMENT SERVICES

	LATEST BUDGET 2015/16 £	ACTUAL 2015/16 £	VARIATION 2015/16 £	
<b>S1240 MARKETS</b>				
<b>DIRECT EXPENDITURE</b>				
Premises	4,700	4,631	(69)	(F)
Supplies and Services	1,500	1,576	76	(A)
Third Party Payments	-	120	120	(A)
	<u>6,200</u>	<u>6,327</u>	<u>127</u>	<b>(A)</b>
<b>TOTAL DIRECT EXPENDITURE</b>				
<b>DIRECT INCOME</b>				
Rents	(37,000)	(30,792)	6,208	(A)
	<u>(37,000)</u>	<u>(30,792)</u>	<u>6,208</u>	<b>(A)</b>
<b>TOTAL DIRECT INCOME</b>				
<b>NET DIRECT EXPENDITURE / (INCOME)</b>				
	<b>(30,800)</b>	<b>(24,465)</b>	<b>6,335</b>	<b>(A)</b>
Support Services	11,300	8,001	(3,299)	(F)
	<u>11,300</u>	<u>8,001</u>	<u>(3,299)</u>	
<b>NET EXPENDITURE / (INCOME) TO SUMMARY</b>				
	<u><b>(19,500)</b></u>	<u><b>(16,464)</b></u>	<u><b>3,036</b></u>	<b>(A)</b>

**DEVELOPMENT SERVICES**

	LATEST BUDGET 2015/16 £	ACTUAL 2015/16 £	VARIATION 2015/16 £
<b>S1650 ESTATE MANAGEMENT</b>			
<b>DIRECT EXPENDITURE</b>			
Premises	330,600	160,485	(170,115) (F)
Supplies and Services	6,800	4,916	(1,884) (F)
Third Party Payments	58,900	89,524	30,624 (A)
<b>TOTAL DIRECT EXPENDITURE</b>	<b>396,300</b>	<b>254,925</b>	<b>(141,375) (F)</b>
<b>DIRECT INCOME</b>			
Other Grants and Contributions	-	(163)	(163) (F)
Other Income	(7,300)	(11,365)	(4,065) (F)
Fees and Charges	(4,300)	(3,650)	650 (A)
Rents	(510,400)	(522,777)	(12,377) (F)
<b>TOTAL DIRECT INCOME</b>	<b>(522,000)</b>	<b>(537,955)</b>	<b>(15,955) (F)</b>
<b>NET DIRECT EXPENDITURE / (INCOME)</b>	<b>(125,700)</b>	<b>(283,030)</b>	<b>(157,330) (F)</b>
Support Services	159,100	112,358	(46,742) (F)
Capital Charges	54,500	4,663	(49,837) (F)
<b>NET EXPENDITURE / (INCOME) TO SUMMARY</b>	<b>87,900</b>	<b>(166,009)</b>	<b>(253,909) (F)</b>

**Variations:**Premises:

Repairs and Maintenance works delayed	(130,300) (F)
Revised Repairs and Maintenance programme	(43,900) (F)

Third Party Payments:

Valuation Fees	44,700 (A)
Legal Service Charges	(13,400) (F)

Rents:

Dilapidation Repairs Contributions	(10,000) (F)
------------------------------------	--------------

Support Services:

Changes in allocations	(46,700) (F)
------------------------	--------------

Capital Charges:

Change in depreciation charges	(49,800) (F)
--------------------------------	--------------

**DEVELOPMENT SERVICES**

	LATEST BUDGET 2015/16 £	ACTUAL 2015/16 £	VARIATION 2015/16 £
<b>S3170 KENILWORTH PUBLIC SERVICE CENTRE</b>			
<b>DIRECT EXPENDITURE</b>			
Premises	62,600	52,142	(10,458) (F)
Supplies and Services	1,500	127	(1,373) (F)
Third Party Payments	9,200	266	(8,934) (F)
<b>TOTAL DIRECT EXPENDITURE</b>	<b>73,300</b>	<b>52,535</b>	<b>(20,765) (F)</b>
<b>DIRECT INCOME</b>			
Fees and Charges	-	(21)	(21) (F)
Rents	(45,000)	(50,541)	(5,541) (F)
<b>TOTAL DIRECT INCOME</b>	<b>(45,000)</b>	<b>(50,562)</b>	<b>(5,562) (F)</b>
<b>NET DIRECT EXPENDITURE / (INCOME)</b>	<b>28,300</b>	<b>1,973</b>	<b>(26,327) (F)</b>
Support Services	22,400	30,987	8,587 (A)
Capital Charges	18,200	17,880	(320) (F)
<b>NET EXPENDITURE / (INCOME) TO SUMMARY</b>	<b>68,900</b>	<b>50,840</b>	<b>(18,060) (F)</b>

**Variations:****Premises:**

Business Rates Revaluation and Refund	(17,900)	(F)
Revised Repairs and Maintenance programme	12,700	(A)

**S3550 TOURISM**

<b>DIRECT EXPENDITURE</b>			
Employees	29,400	26,880	(2,520) (F)
Premises	15,800	15,689	(111) (F)
Supplies and Services	156,600	160,009	3,409 (A)
Third Party Payments	500	-	(500) (F)
<b>TOTAL DIRECT EXPENDITURE</b>	<b>202,300</b>	<b>202,578</b>	<b>278 (A)</b>
<b>DIRECT INCOME</b>			
Sales	(12,500)	(13,336)	(836) (F)
Fees and Charges	(500)	-	500 (A)
<b>TOTAL DIRECT INCOME</b>	<b>(13,000)</b>	<b>(13,336)</b>	<b>(336) (F)</b>
<b>NET DIRECT EXPENDITURE / (INCOME)</b>	<b>189,300</b>	<b>189,242</b>	<b>(58) (F)</b>
Support Services	32,200	23,666	(8,534) (F)
<b>NET EXPENDITURE / (INCOME) TO SUMMARY</b>	<b>221,500</b>	<b>212,908</b>	<b>(8,592) (F)</b>



**DEVELOPMENT SERVICES**

	LATEST BUDGET 2015/16 £	ACTUAL 2015/16 £	VARIATION 2015/16 £	
<b>S3600 ECONOMIC DEVELOPMENT</b>				
<b>DIRECT EXPENDITURE</b>				
Employees	147,500	155,237	7,737	(A)
Transport	3,600	3,267	(333)	(F)
Supplies and Services	23,100	14,290	(8,810)	(F)
Third Party Payments	98,900	38,471	(60,429)	(F)
<b>TOTAL DIRECT EXPENDITURE</b>	<b>273,100</b>	<b>211,265</b>	<b>(61,835)</b>	<b>(F)</b>
Support Services	82,000	106,450	24,450	(A)
Capital Charges	559,000	-	(559,000)	(F)
Recharges	(171,200)	(128,200)	43,000	(A)
<b>NET EXPENDITURE / (INCOME) TO SUMMARY</b>	<b>742,900</b>	<b>189,515</b>	<b>(553,385)</b>	<b>(F)</b>

**Variations:**Third Party Payments:

Skills Development - Earmarked Reserve Request	(28,200)	(F)
Reserve Fund Consultants Fees re St. Marys Lands slippage	(31,800)	(F)

Support Services:

Changes in allocations	24,500	(A)
------------------------	--------	-----

Capital Charges:

Fen End - City Deal: Slippage	(559,000)	(F)
-------------------------------	-----------	-----

Recharges:

Change in costs to be allocated	43,000	(A)
---------------------------------	--------	-----

**S3650 ECONOMIC REGENERATION****DIRECT EXPENDITURE**

Supplies and Services	53,300	52,292	(1,008)	(F)
-----------------------	--------	--------	---------	-----

**TOTAL DIRECT EXPENDITURE**

<b>53,300</b>	<b>52,292</b>	<b>(1,008)</b>	<b>(F)</b>
---------------	---------------	----------------	------------

**DIRECT INCOME**

Other Income	-	(262)	(262)	(F)
--------------	---	-------	-------	-----

**TOTAL DIRECT INCOME**

-	(262)	(262)	<b>(F)</b>
---	-------	-------	------------

**NET DIRECT EXPENDITURE / (INCOME)**

<b>53,300</b>	<b>52,030</b>	<b>(1,270)</b>	<b>(F)</b>
---------------	---------------	----------------	------------

Support Services	117,800	88,499	(29,301)	(F)
------------------	---------	--------	----------	-----

**NET EXPENDITURE / (INCOME) TO SUMMARY**

<b>171,100</b>	<b>140,529</b>	<b>(30,571)</b>	<b>(F)</b>
----------------	----------------	-----------------	------------

**Variations:**Support Services:

Changes in allocations	(29,300)	(F)
------------------------	----------	-----

**DEVELOPMENT SERVICES**

	LATEST BUDGET 2015/16 £	ACTUAL 2015/16 £	VARIATION 2015/16 £	
<b>S3660 ENTERPRISE DEVELOPMENT</b>				
<b>DIRECT EXPENDITURE</b>				
Employees	48,100	43,802	(4,298)	(F)
Premises	72,900	86,721	13,821	(A)
Transport	2,500	1,877	(623)	(F)
Supplies and Services	23,700	18,229	(5,471)	(F)
Third Party Payments	2,700	8,526	5,826	(A)
<b>TOTAL DIRECT EXPENDITURE</b>	<b>149,900</b>	<b>159,155</b>	<b>9,255</b>	<b>(A)</b>
<b>DIRECT INCOME</b>				
Fees and Charges	-	(3,575)	(3,575)	(F)
Rents	(202,200)	(200,748)	1,452	(A)
Fees and Charges	(16,600)	(17,846)	(1,246)	(F)
<b>TOTAL DIRECT INCOME</b>	<b>(218,800)</b>	<b>(222,169)</b>	<b>(3,369)</b>	<b>(F)</b>
<b>NET DIRECT EXPENDITURE / (INCOME)</b>	<b>(68,900)</b>	<b>(63,014)</b>	<b>5,886</b>	<b>(A)</b>
Support Services	29,300	53,769	24,469	(A)
Capital Charges	56,300	51,731	(4,569)	(F)
<b>NET EXPENDITURE / (INCOME) TO SUMMARY</b>	<b>16,700</b>	<b>42,486</b>	<b>25,786</b>	<b>(A)</b>

**Variations:****Support Services:**

Changes in allocations	24,500	(A)
------------------------	--------	-----

**S3676 26HT**

<b>DIRECT EXPENDITURE</b>				
Premises	7,600	5,912	(1,688)	(F)
Supplies and Services	13,500	8,758	(4,742)	(F)
Third Party Payments	-	1,054	1,054	(A)
<b>TOTAL DIRECT EXPENDITURE</b>	<b>21,100</b>	<b>15,724</b>	<b>(5,376)</b>	<b>(F)</b>
<b>DIRECT INCOME</b>				
Rents	(22,000)	(22,681)	(681)	(F)
Fees and Charges	(200)	(176)	24	(A)
<b>TOTAL DIRECT INCOME</b>	<b>(22,200)</b>	<b>(22,857)</b>	<b>(657)</b>	<b>(F)</b>
<b>NET DIRECT EXPENDITURE / (INCOME)</b>	<b>(1,100)</b>	<b>(7,133)</b>	<b>(6,033)</b>	<b>(F)</b>
Support Services	600	548	(52)	(F)
<b>NET EXPENDITURE / (INCOME) TO SUMMARY</b>	<b>(500)</b>	<b>(6,585)</b>	<b>(6,085)</b>	<b>(F)</b>

DEVELOPMENT SERVICES

	LATEST BUDGET 2015/16 £	ACTUAL 2015/16 £	VARIATION 2015/16 £	
<b>S4510 DEVELOPMENT SERVICES MGT</b>				
<b>DIRECT EXPENDITURE</b>				
Employees	83,000	87,960	4,960	(A)
Transport	700	376	(324)	(F)
Supplies and Services	13,500	12,241	(1,259)	(F)
	<hr/>	<hr/>	<hr/>	
<b>TOTAL DIRECT EXPENDITURE</b>	<b>97,200</b>	<b>100,577</b>	<b>3,377</b>	<b>(A)</b>
Support Services	67,100	50,363	(16,737)	(F)
Capital Charges	900	847	(53)	(F)
Recharges	(224,000)	(151,787)	72,213	(A)
	<hr/>	<hr/>	<hr/>	
<b>NET EXPENDITURE / (INCOME) TO SUMMARY</b>	<b>(58,800)</b>	<b>-</b>	<b>58,800</b>	<b>(A)</b>
	<hr/> <hr/>	<hr/> <hr/>	<hr/> <hr/>	

Variations:Support Services:

Changes in allocations	(16,700)	(F)
------------------------	----------	-----

Recharges:

Change in costs to be allocated	72,200	(A)
---------------------------------	--------	-----

**DEVELOPMENT SERVICES**

	LATEST BUDGET 2015/16 £	ACTUAL 2015/16 £	VARIATION 2015/16 £	
<b>S4540 DEVELOPMENT CONTROL</b>				
<b>DIRECT EXPENDITURE</b>				
Employees	928,300	944,157	15,857	(A)
Transport	21,900	21,375	(525)	(F)
Supplies and Services	67,800	67,518	(282)	(F)
Third Party Payments	297,600	303,552	5,952	(A)
<b>TOTAL DIRECT EXPENDITURE</b>	<b>1,315,600</b>	<b>1,336,602</b>	<b>21,002</b>	<b>(A)</b>
<b>DIRECT INCOME</b>				
Sales	(700)	(642)	58	(A)
Other Income	(100)	(121)	(21)	(F)
Fees and Charges	(886,500)	(1,296,406)	(409,906)	(F)
<b>TOTAL DIRECT INCOME</b>	<b>(887,300)</b>	<b>(1,297,169)</b>	<b>(409,869)</b>	<b>(F)</b>
<b>NET DIRECT EXPENDITURE / (INCOME)</b>	<b>428,300</b>	<b>39,433</b>	<b>(388,867)</b>	<b>(F)</b>
Support Services	461,600	443,774	(17,826)	(F)
Recharges	(58,900)	(125,078)	(66,178)	(F)
<b>NET EXPENDITURE / (INCOME) TO SUMMARY</b>	<b>831,000</b>	<b>358,129</b>	<b>(472,871)</b>	<b>(F)</b>

**Variations:****Employees:**

IAS19 Pension Adjustments	10,300	(A)
---------------------------	--------	-----

**Fees and Charges:**

Increased activity	(409,900)	(F)
--------------------	-----------	-----

**Support Services:**

Changes in allocations	(17,800)	(F)
------------------------	----------	-----

**Recharges:**

Change in costs to be allocated	(66,200)	(F)
---------------------------------	----------	-----

**DEVELOPMENT SERVICES**

	LATEST BUDGET 2015/16 £	ACTUAL 2015/16 £	VARIATION 2015/16 £	
<b>S4570 POLICY, PROJECTS &amp; CONSERVATION</b>				
<b>DIRECT EXPENDITURE</b>				
Employees	331,600	348,691	17,091	(A)
Transport	1,500	1,679	179	(A)
Supplies and Services	125,100	141,797	16,697	(A)
Third Party Payments	76,500	125,266	48,766	(A)
<b>TOTAL DIRECT EXPENDITURE</b>	<b>534,700</b>	<b>617,433</b>	<b>82,733</b>	<b>(A)</b>
<b>DIRECT INCOME</b>				
Government Grants	-	(65,000)	(65,000)	(F)
Other Grants and Contributions	-	(163,732)	(163,732)	(F)
<b>TOTAL DIRECT INCOME</b>	<b>-</b>	<b>(228,732)</b>	<b>(228,732)</b>	<b>(F)</b>
<b>NET DIRECT EXPENDITURE / (INCOME)</b>	<b>534,700</b>	<b>388,701</b>	<b>(145,999)</b>	<b>(F)</b>
Support Services	140,000	143,485	3,485	(A)
Capital Charges	99,500	39,889	(59,611)	(F)
Recharges	(84,200)	(84,200)	-	
<b>NET EXPENDITURE / (INCOME) TO SUMMARY</b>	<b>690,000</b>	<b>487,875</b>	<b>(202,125)</b>	<b>(F)</b>

**Variations:****Employees:**

Increased staffing costs 17,600 (A)

**Supplies and Services:**

Whitnash Neighbourhood Plan - vired from Third Party Payments 16,000 (A)

Climate Change work ongoing - see Earmarked Reserve Request (12,000) (F)

Climate Change work externally funded work 9,500 (A)

**Third Party Payments:**

Whitnash Neighbourhood Plan - vired to Supplies and Services (16,000) (F)

Reduced Legal Services charge (17,100) (F)

Increased Consultants Fees - Local Plan 106,400 (A)

Reduced Legal Fees re HS2 (20,300) (F)

**Government Grants:**

Contribution towards Core Strategy (65,000) (F)

**Other Grants and Contributions:**

S106 Contributions received (154,300) (F)

Contribution towards Climate Change work (9,500) (F)

**Capital Charges:**

Historic Building Grants slippage (59,600) (F)

**DEVELOPMENT SERVICES**

	LATEST BUDGET 2015/16 £	ACTUAL 2015/16 £	VARIATION 2015/16 £	
<b>S4600 BUILDING CONTROL</b>				
<b>DIRECT EXPENDITURE</b>				
Employees	698,300	720,284	21,984	(A)
Premises	7,500	12,989	5,489	(A)
Transport	54,700	52,493	(2,207)	(F)
Supplies and Services	60,000	69,828	9,828	(A)
Third Party Payments	15,700	1,847	(13,853)	(F)
<b>TOTAL DIRECT EXPENDITURE</b>	<b>836,200</b>	<b>857,441</b>	<b>21,241</b>	<b>(A)</b>
<b>DIRECT INCOME</b>				
Other Grants and Contributions	-	(51,567)	(51,567)	(F)
Other Income	(117,000)	(114,946)	2,054	(A)
Fees and Charges	(687,600)	(710,305)	(22,705)	(F)
<b>TOTAL DIRECT INCOME</b>	<b>(804,600)</b>	<b>(876,818)</b>	<b>(72,218)</b>	<b>(F)</b>
<b>NET DIRECT EXPENDITURE / (INCOME)</b>	<b>31,600</b>	<b>(19,377)</b>	<b>(50,977)</b>	<b>(F)</b>
Support Services	147,000	205,890	58,890	(A)
Recharges	(18,700)	(35,240)	(16,540)	(F)
<b>NET EXPENDITURE / (INCOME) TO SUMMARY</b>	<b>159,900</b>	<b>151,273</b>	<b>(8,627)</b>	<b>(F)</b>

**Variations:****Employees:**

IAS19 Pension Adjustments	10,600	(A)
---------------------------	--------	-----

**Third Party Payments:**

Reduced call on Consultants	(13,400)	(F)
-----------------------------	----------	-----

**Other Grants and Contributions:**

Contributions from Other Local Authorities re Shared Service	(51,600)	(F)
--	----------	-----

**Fees and Charges:**

Increased activity	(22,700)	(F)
--------------------	----------	-----

**Support Services:**

Changes in allocations	58,900	(A)
------------------------	--------	-----

**Recharges:**

Change in costs to be allocated	(16,500)	(F)
---------------------------------	----------	-----

**DEVELOPMENT SERVICES**

	LATEST BUDGET 2015/16 £	ACTUAL 2015/16 £	VARIATION 2015/16 £
<b>S4840 LOCAL LAND CHARGES</b>			
<b>DIRECT EXPENDITURE</b>			
Employees	18,200	10,273	(7,927) (F)
Transport	200	-	(200) (F)
Supplies and Services	138,800	135,584	(3,216) (F)
Third Party Payments	31,700	49,281	17,581 (A)
<b>TOTAL DIRECT EXPENDITURE</b>	<b>188,900</b>	<b>195,138</b>	<b>6,238 (A)</b>
<b>DIRECT INCOME</b>			
Government Grants	(127,600)	(127,608)	(8) (F)
Other Income	(600)	-	600 (A)
Fees and Charges	(160,000)	(188,043)	(28,043) (F)
<b>TOTAL DIRECT INCOME</b>	<b>(288,200)</b>	<b>(315,651)</b>	<b>(27,451) (F)</b>
<b>NET DIRECT EXPENDITURE / (INCOME)</b>	<b>(99,300)</b>	<b>(120,513)</b>	<b>(21,213) (F)</b>
Support Services	19,700	19,066	(634) (F)
<b>NET EXPENDITURE / (INCOME) TO SUMMARY</b>	<b>(79,600)</b>	<b>(101,447)</b>	<b>(21,847) (F)</b>

**Variations:****Third Party Payments:**

Fees due to Warwickshire County Council re increased activity	17,900 (A)
---	------------


**Fees and Charges:**

Increased activity	(28,000) (F)
--------------------	--------------


	LATEST BUDGET 2015/16 £	ACTUAL 2015/16 £	VARIATION 2015/16 £	
<b><u>FINANCE</u></b>				
S1410 FINANCE MANAGEMENT	(11,000)	-	11,000	(A)
S1417 PROCUREMENT	9,000	-	(9,000)	(F)
S1418 FINANCIAL SERVICES TEAM	20,800	-	(20,800)	(F)
S1425 ACCOUNTANCY	14,600	-	(14,600)	(F)
S1440 NON-DISTRIBUTED COSTS	135,400	140,009	4,609	(A)
S1460 TREASURY MANAGEMENT	35,600	(42,578)	(78,178)	(F)
S1461 CONTINGENCIES	4,700	-	(4,700)	(F)
S1465 CORPORATE MANAGEMENT	513,500	618,985	105,485	(A)
S1468 CONCURRENT SERVICES	157,800	156,304	(1,496)	(F)
S1578 AUDIT AND RISK	(6,800)	-	6,800	(A)
S3050 REVENUES	660,200	690,955	30,755	(A)
S3250 BENEFITS	597,500	490,005	(107,495)	(F)
S3661 CUP - UNITED REFORM CHURCH	47,500	45,099	(2,401)	(F)
	<hr/>	<hr/>	<hr/>	
<b>TOTAL FINANCE</b>	<b>2,178,800</b>	<b>2,098,779</b>	<b>(80,021)</b>	<b>(F)</b>
	<hr/> <hr/>	<hr/> <hr/>	<hr/> <hr/>	
 <b><u>SUBJECTIVE ANALYSIS:</u></b>				
<b><u>EXPENDITURE:</u></b>				
Employees	2,397,700	2,336,700	(61,000)	(F)
Premises	-	13,797	13,797	(A)
Transport	18,600	8,278	(10,322)	(F)
Supplies and Services	682,700	602,636	(80,064)	(F)
Third Party Payments	104,700	106,920	2,220	(A)
Transfer Payments (Housing Benefits)	29,946,600	30,430,017	483,417	(A)
Support Services	1,900,700	2,009,215	108,515	(A)
Capital Charges	56,400	53,721	(2,679)	(F)
	<hr/>	<hr/>	<hr/>	
<b>TOTAL EXPENDITURE</b>	<b>35,107,400</b>	<b>35,561,284</b>	<b>453,884</b>	<b>(A)</b>
	<hr/> <hr/>	<hr/> <hr/>	<hr/> <hr/>	
<b><u>INCOME:</u></b>				
Government Grants	(30,872,000)	(31,252,233)	(380,233)	(F)
Other Grants and Contributions	(75,100)	(74,603)	497	(A)
Other Income	(14,000)	(170,094)	(156,094)	(F)
Fees and Charges	(392,900)	(381,497)	11,403	(A)
Recharges	(1,574,600)	(1,584,078)	(9,478)	(F)
	<hr/>	<hr/>	<hr/>	
<b>TOTAL INCOME</b>	<b>(32,928,600)</b>	<b>(33,462,505)</b>	<b>(533,905)</b>	<b>(F)</b>
	<hr/> <hr/>	<hr/> <hr/>	<hr/> <hr/>	
<b>NET EXPENDITURE</b>	<b>2,178,800</b>	<b>2,098,779</b>	<b>(80,021)</b>	<b>(F)</b>
	<hr/> <hr/>	<hr/> <hr/>	<hr/> <hr/>	

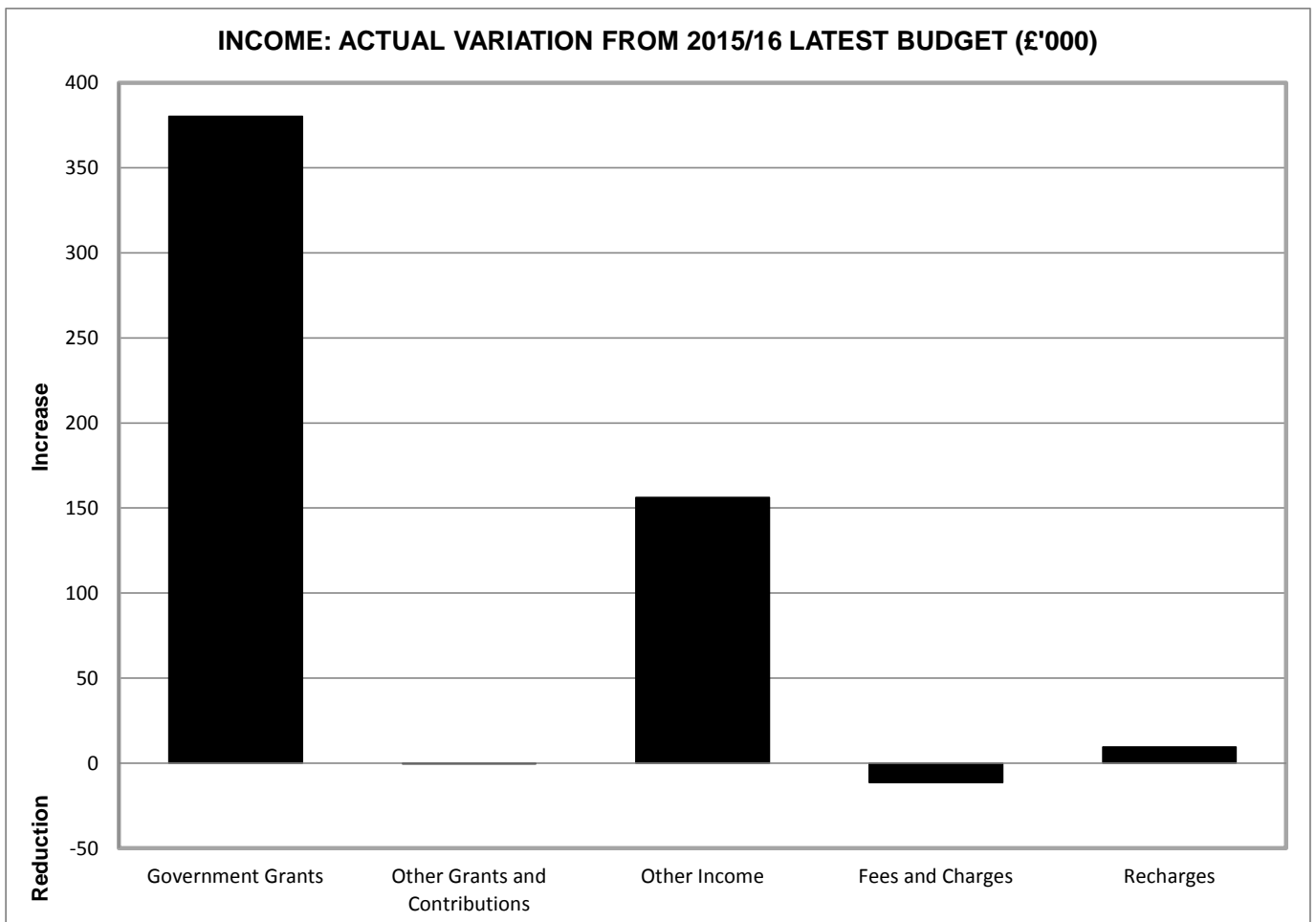
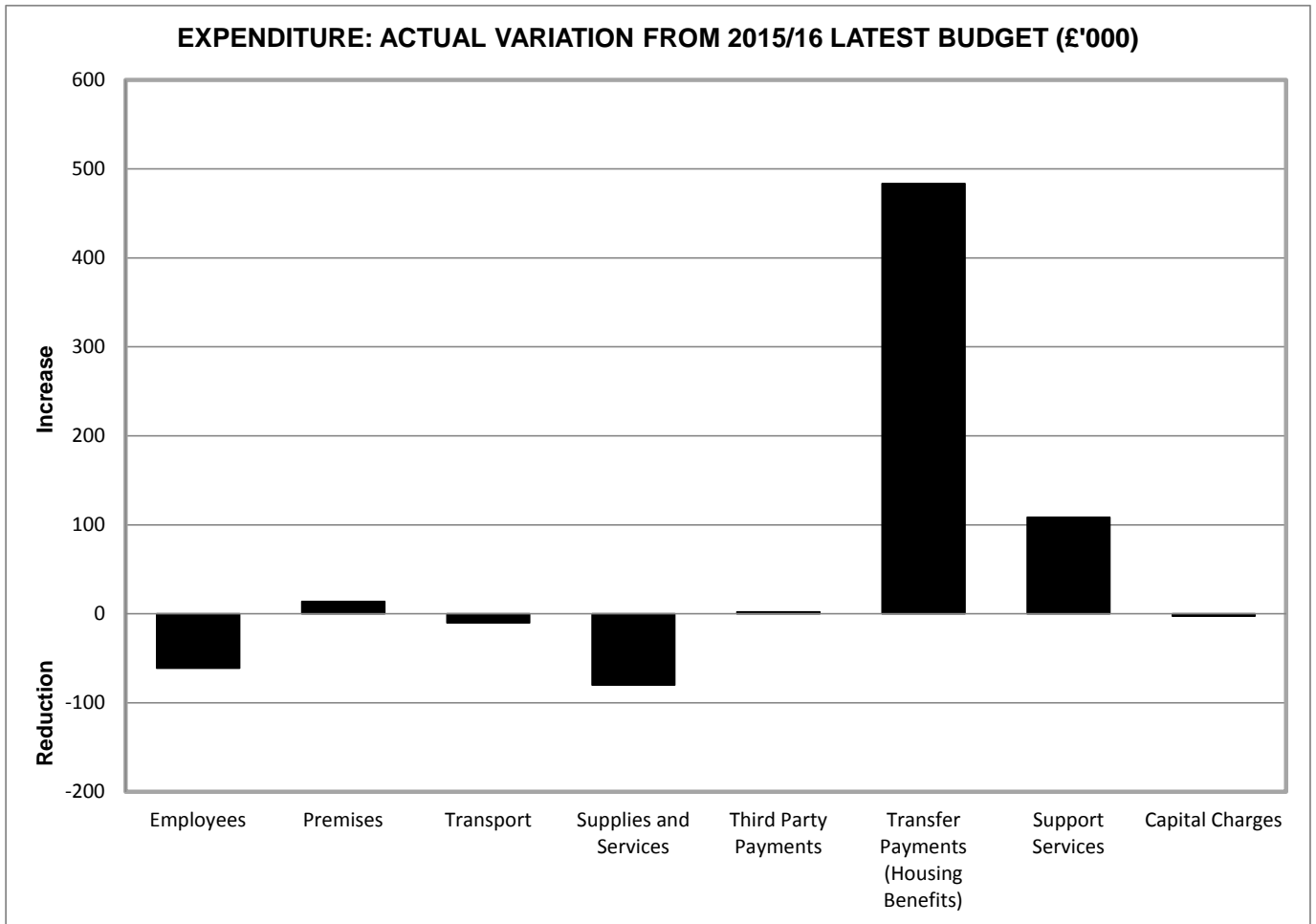


### ACTUAL FINANCE EXPENDITURE 2015/16



### ACTUAL FINANCE INCOME 2015/16





**FINANCE**

	LATEST BUDGET 2015/16 £	ACTUAL 2015/16 £	VARIATION 2015/16 £	
<b>S1410 FINANCE MANAGEMENT</b>				
<b>DIRECT EXPENDITURE</b>				
Employees	105,600	108,550	2,950	(A)
Transport	300	257	(43)	(F)
Supplies and Services	7,200	6,513	(687)	(F)
Third Party Payments	-	314	314	(A)
<b>TOTAL DIRECT EXPENDITURE</b>	<b>113,100</b>	<b>115,634</b>	<b>2,534</b>	<b>(A)</b>
<b>DIRECT INCOME</b>				
Other Income	-	(20)	(20)	(F)
<b>TOTAL DIRECT INCOME</b>	<b>-</b>	<b>(20)</b>	<b>(20)</b>	<b>(F)</b>
<b>NET DIRECT EXPENDITURE / (INCOME)</b>	<b>113,100</b>	<b>115,614</b>	<b>2,514</b>	<b>(A)</b>
Support Services	37,800	47,639	9,839	(A)
Recharges	(161,900)	(163,253)	(1,353)	(F)
<b>NET EXPENDITURE / (INCOME) TO SUMMARY</b>	<b>(11,000)</b>	<b>-</b>	<b>11,000</b>	<b>(A)</b>

**S1417 PROCUREMENT**

<b>DIRECT EXPENDITURE</b>				
Employees	113,800	89,488	(24,312)	(F)
Transport	800	268	(532)	(F)
Supplies and Services	3,100	1,528	(1,572)	(F)
Third Party Payments	600	343	(257)	(F)
<b>TOTAL DIRECT EXPENDITURE</b>	<b>118,300</b>	<b>91,627</b>	<b>(26,673)</b>	<b>(F)</b>
<b>DIRECT INCOME</b>				
Other Income	(2,800)	(2,774)	26	(A)
<b>TOTAL DIRECT INCOME</b>	<b>(2,800)</b>	<b>(2,774)</b>	<b>26</b>	<b>(A)</b>
<b>NET DIRECT EXPENDITURE / (INCOME)</b>	<b>115,500</b>	<b>88,853</b>	<b>(26,647)</b>	<b>(F)</b>
Support Services	14,500	25,380	10,880	(A)
Recharges	(121,000)	(114,233)	6,767	(A)
<b>NET EXPENDITURE / (INCOME) TO SUMMARY</b>	<b>9,000</b>	<b>-</b>	<b>(9,000)</b>	<b>(F)</b>

**Variations:**Employees:

Staff vacancies (17,300) (F)

Support Services:

Changes in allocations 10,900 (A)

**FINANCE**

	LATEST BUDGET 2015/16 £	ACTUAL 2015/16 £	VARIATION 2015/16 £
<b>S1418 FINANCIAL SERVICES TEAM</b>			
<b>DIRECT EXPENDITURE</b>			
Employees	173,500	167,128	(6,372) (F)
Transport	100	62	(38) (F)
Supplies and Services	7,000	8,530	1,530 (A)
<b>TOTAL DIRECT EXPENDITURE</b>	<b>180,600</b>	<b>175,720</b>	<b>(4,880) (F)</b>
<b>DIRECT INCOME</b>			
Other Grants and Contributions	(8,500)	(8,500)	-
<b>TOTAL DIRECT INCOME</b>	<b>(8,500)</b>	<b>(8,500)</b>	<b>-</b>
<b>NET DIRECT EXPENDITURE / (INCOME)</b>	<b>172,100</b>	<b>167,220</b>	<b>(4,880) (F)</b>
Support Services	100,400	86,023	(14,377) (F)
Recharges	(251,700)	(253,243)	(1,543) (F)
<b>NET EXPENDITURE / (INCOME) TO SUMMARY</b>	<b>20,800</b>	<b>-</b>	<b>(20,800) (F)</b>

**Variations:****Support Services:**

Changes in allocations

(14,400) (F)

**FINANCE**

	LATEST BUDGET 2015/16 £	ACTUAL 2015/16 £	VARIATION 2015/16 £
<b>S1425 ACCOUNTANCY</b>			
<b>DIRECT EXPENDITURE</b>			
Employees	494,400	475,916	(18,484) (F)
Transport	1,000	471	(529) (F)
Supplies and Services	49,400	46,500	(2,900) (F)
<b>TOTAL DIRECT EXPENDITURE</b>	<b>544,800</b>	<b>522,887</b>	<b>(21,913) (F)</b>
<b>DIRECT INCOME</b>			
Other Income	-	(6)	(6) (F)
<b>TOTAL DIRECT INCOME</b>	<b>-</b>	<b>(6)</b>	<b>(6) (F)</b>
<b>NET DIRECT EXPENDITURE / (INCOME)</b>	<b>544,800</b>	<b>522,881</b>	<b>(21,919) (F)</b>
Support Services	104,800	130,279	25,479 (A)
Recharges	(635,000)	(653,160)	(18,160) (F)
<b>NET EXPENDITURE / (INCOME) TO SUMMARY</b>	<b>14,600</b>	<b>-</b>	<b>(14,600) (F)</b>

**Variations:**Employees:

Reduction in Holiday accruals (32,700) (F)

Support Services:

Changes in allocations 25,500 (A)

Recharges:

Change in costs to be allocated (18,200) (F)

**S1440 NON-DISTRIBUTED COSTS**

<b>DIRECT EXPENDITURE</b>			
Employees	145,200	135,608	(9,592) (F)
<b>TOTAL DIRECT EXPENDITURE</b>	<b>145,200</b>	<b>135,608</b>	<b>(9,592) (F)</b>
Capital Charges	12,500	28,490	15,990 (A)
Recharges	(22,300)	(24,089)	(1,789) (F)
<b>NET EXPENDITURE / (INCOME) TO SUMMARY</b>	<b>135,400</b>	<b>140,009</b>	<b>4,609 (A)</b>

**Variations:**Capital Charges:

Change in depreciation charges 16,000 (A)

**FINANCE**

	LATEST BUDGET 2015/16 £	ACTUAL 2015/16 £	VARIATION 2015/16 £	
<b>S1460 TREASURY MANAGEMENT</b>				
<b>DIRECT EXPENDITURE</b>				
Supplies and Services	35,600	46,716	11,116	(A)
Third Party Payments	2,100	-	(2,100)	(F)
<b>TOTAL DIRECT EXPENDITURE</b>	<b>37,700</b>	<b>46,716</b>	<b>9,016</b>	<b>(A)</b>
<b>DIRECT INCOME</b>				
Other Income	-	(129,023)	(129,023)	(F)
<b>TOTAL DIRECT INCOME</b>	<b>-</b>	<b>(129,023)</b>	<b>(129,023)</b>	<b>(F)</b>
<b>NET DIRECT EXPENDITURE / (INCOME)</b>	<b>37,700</b>	<b>(82,307)</b>	<b>(120,007)</b>	<b>(F)</b>
Support Services	900	42,830	41,930	(A)
Recharges	(3,000)	(3,101)	(101)	(F)
<b>NET EXPENDITURE / (INCOME) TO SUMMARY</b>	<b>35,600</b>	<b>(42,578)</b>	<b>(78,178)</b>	<b>(F)</b>

**Variations:**Other Income:

Unidentifiable receipts written out

(76,000) (F)

Support Services:

Changes in allocations

41,900 (A)

**S1461 CONTINGENCIES**

<b>DIRECT EXPENDITURE</b>				
Supplies and Services	4,700	-	(4,700)	(F)
<b>NET EXPENDITURE / (INCOME) TO SUMMARY</b>	<b>4,700</b>	<b>-</b>	<b>(4,700)</b>	<b>(F)</b>

**S1465 CORPORATE MANAGEMENT**

<b>DIRECT EXPENDITURE</b>				
Supplies and Services	74,300	73,847	(453)	(F)
<b>TOTAL DIRECT EXPENDITURE</b>	<b>74,300</b>	<b>73,847</b>	<b>(453)</b>	
Support Services	457,300	563,238	105,938	(A)
Recharges	(18,100)	(18,100)	-	
<b>NET EXPENDITURE / (INCOME) TO SUMMARY</b>	<b>513,500</b>	<b>618,985</b>	<b>105,485</b>	

**Variations:**Support Services:

Changes in allocations

105,900 (A)



**FINANCE**

	LATEST BUDGET 2015/16 £	ACTUAL 2015/16 £	VARIATION 2015/16 £	
<b>S1468 CONCURRENT SERVICES</b>				
<b>DIRECT EXPENDITURE</b>				
Supplies and Services	100,000	100,485	485	(A)
Third Party Payments	53,200	53,240	40	(A)
<b>TOTAL DIRECT EXPENDITURE</b>	<b>153,200</b>	<b>153,725</b>	<b>525</b>	<b>(A)</b>
Support Services	4,600	2,579	(2,021)	(F)
<b>NET EXPENDITURE / (INCOME) TO SUMMARY</b>	<b>157,800</b>	<b>156,304</b>	<b>(1,496)</b>	<b>(F)</b>
<b>S1578 AUDIT AND RISK</b>				
<b>DIRECT EXPENDITURE</b>				
Employees	224,000	233,725	9,725	(A)
Transport	1,400	757	(643)	(F)
Supplies and Services	34,100	33,717	(383)	(F)
Third Party Payments	5,000	8,500	3,500	(A)
<b>TOTAL DIRECT EXPENDITURE</b>	<b>264,500</b>	<b>276,699</b>	<b>12,199</b>	<b>(A)</b>
<b>DIRECT INCOME</b>				
Other Income	(11,200)	(16,588)	(5,388)	(F)
<b>TOTAL DIRECT INCOME</b>	<b>(11,200)</b>	<b>(16,588)</b>	<b>(5,388)</b>	<b>(F)</b>
<b>NET DIRECT EXPENDITURE / (INCOME)</b>	<b>253,300</b>	<b>260,111</b>	<b>6,811</b>	<b>(A)</b>
Support Services	64,100	51,026	(13,074)	(F)
Recharges	(324,200)	(311,137)	13,063	(A)
<b>NET EXPENDITURE / (INCOME) TO SUMMARY</b>	<b>(6,800)</b>	<b>-</b>	<b>6,800</b>	<b>(A)</b>

**Variations:**Support Services:

Changes in allocations (13,100) (F)

Recharges:

Change in costs to be allocated 13,100 (A)



**FINANCE**

	LATEST BUDGET 2015/16 £	ACTUAL 2015/16 £	VARIATION 2015/16 £	
<b>S3050 REVENUES</b>				
<b>DIRECT EXPENDITURE</b>				
Employees	606,600	582,701	(23,899)	(F)
Transport	2,700	1,846	(854)	(F)
Supplies and Services	106,200	108,405	2,205	(A)
Third Party Payments	25,800	30,168	4,368	(A)
<b>TOTAL DIRECT EXPENDITURE</b>	<b>741,300</b>	<b>723,120</b>	<b>(18,180)</b>	<b>(F)</b>
<b>DIRECT INCOME</b>				
Government Grants	(216,500)	(214,945)	1,555	(A)
Other Grants and Contributions	(66,600)	(66,103)	497	(A)
Fees and Charges	(390,000)	(378,812)	11,188	(A)
<b>TOTAL DIRECT INCOME</b>	<b>(673,100)</b>	<b>(659,860)</b>	<b>13,240</b>	<b>(A)</b>
<b>NET DIRECT EXPENDITURE / (INCOME)</b>	<b>68,200</b>	<b>63,260</b>	<b>(4,940)</b>	<b>(F)</b>
Support Services	592,000	627,695	35,695	(A)
<b>NET EXPENDITURE / (INCOME) TO SUMMARY</b>	<b>660,200</b>	<b>690,955</b>	<b>30,755</b>	<b>(A)</b>

**Variations:****Employees:**

Staff vacancies	(25,800)	(F)
-----------------	----------	-----

**Fees and Charges:**

Reduction in charges recovered	11,200	(A)
--------------------------------	--------	-----

**Support Services:**

Changes in allocations	35,700	(A)
------------------------	--------	-----

**FINANCE**

	LATEST BUDGET 2015/16 £	ACTUAL 2015/16 £	VARIATION 2015/16 £	
<b>S3250 BENEFITS</b>				
<b>DIRECT EXPENDITURE</b>				
Employees	534,600	543,584	8,984	(A)
Transport	12,300	4,617	(7,683)	(F)
Supplies and Services	261,100	176,395	(84,705)	(F)
Third Party Payments	18,000	12,620	(5,380)	(F)
Transfer Payments (Housing Benefits)	29,946,600	30,430,017	483,417	(A)
<b>TOTAL DIRECT EXPENDITURE</b>	<b>30,772,600</b>	<b>31,167,233</b>	<b>394,633</b>	<b>(A)</b>
<b>DIRECT INCOME</b>				
Government Grants	(30,655,500)	(31,037,288)	(381,788)	(F)
Other Income	-	(21,683)	(21,683)	(F)
Fees and Charges	(2,900)	(2,685)	215	(A)
<b>TOTAL DIRECT INCOME</b>	<b>(30,658,400)</b>	<b>(31,061,656)</b>	<b>(403,256)</b>	<b>(F)</b>
<b>NET DIRECT EXPENDITURE / (INCOME)</b>	<b>114,200</b>	<b>105,577</b>	<b>(8,623)</b>	<b>(F)</b>
Support Services	520,700	428,190	(92,510)	(F)
Recharges	(37,400)	(43,762)	(6,362)	(F)
<b>NET EXPENDITURE / (INCOME) TO SUMMARY</b>	<b>597,500</b>	<b>490,005</b>	<b>(107,495)</b>	<b>(F)</b>

**Variations:**Supplies and Services:

Reduced bad debts requirement

(57,000) (F)

Various underspendings

(27,700) (F)

Transfer Payments (Housing Benefits):

Increased Benefits claimed / granted

483,000 (A)

Government Grants:

Additional subsidy re increased payments

(373,800) (F)

Other Income:

Contribution towards Universal Credit work

(21,700) (F)

Support Services:

Changes in allocations

(92,500) (F)

**FINANCE**

	LATEST BUDGET 2015/16 £	ACTUAL 2015/16 £	VARIATION 2015/16 £	
<b>S3661 CUP - UNITED REFORM CHURCH</b>				
<b>DIRECT EXPENDITURE</b>				
Premises	-	13,797	13,797	(A)
Third Party Payments	-	1,735	1,735	(A)
	-----	-----	-----	
<b>TOTAL DIRECT EXPENDITURE</b>	<b>-</b>	<b>15,532</b>	<b>15,532</b>	<b>(A)</b>
Support Services	3,600	4,336	736	(A)
Capital Charges	43,900	25,231	(18,669)	(F)
	-----	-----	-----	
<b>NET EXPENDITURE / (INCOME) TO SUMMARY</b>	<b>47,500</b>	<b>45,099</b>	<b>(2,401)</b>	<b>(F)</b>
	=====	=====	=====	

**Variations:**Premises:

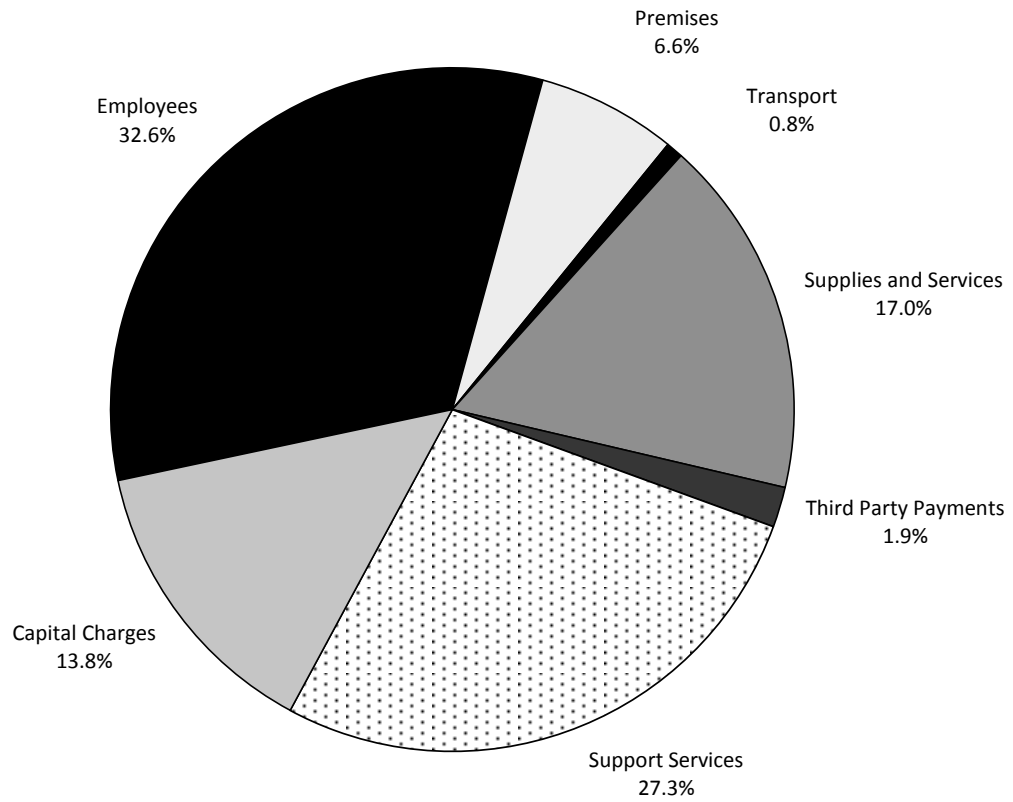
Revised Repairs and Maintenance programme	9,400	(A)
---	-------	-----

Capital Charges:

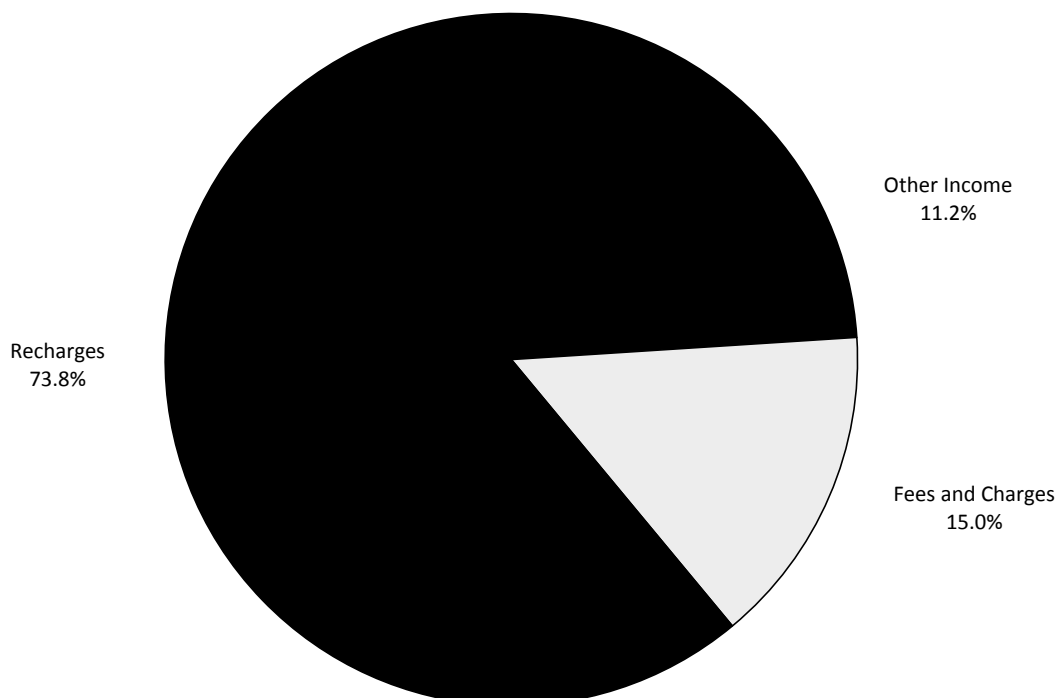
Change in depreciation charges	(18,700)	(F)
--------------------------------	----------	-----

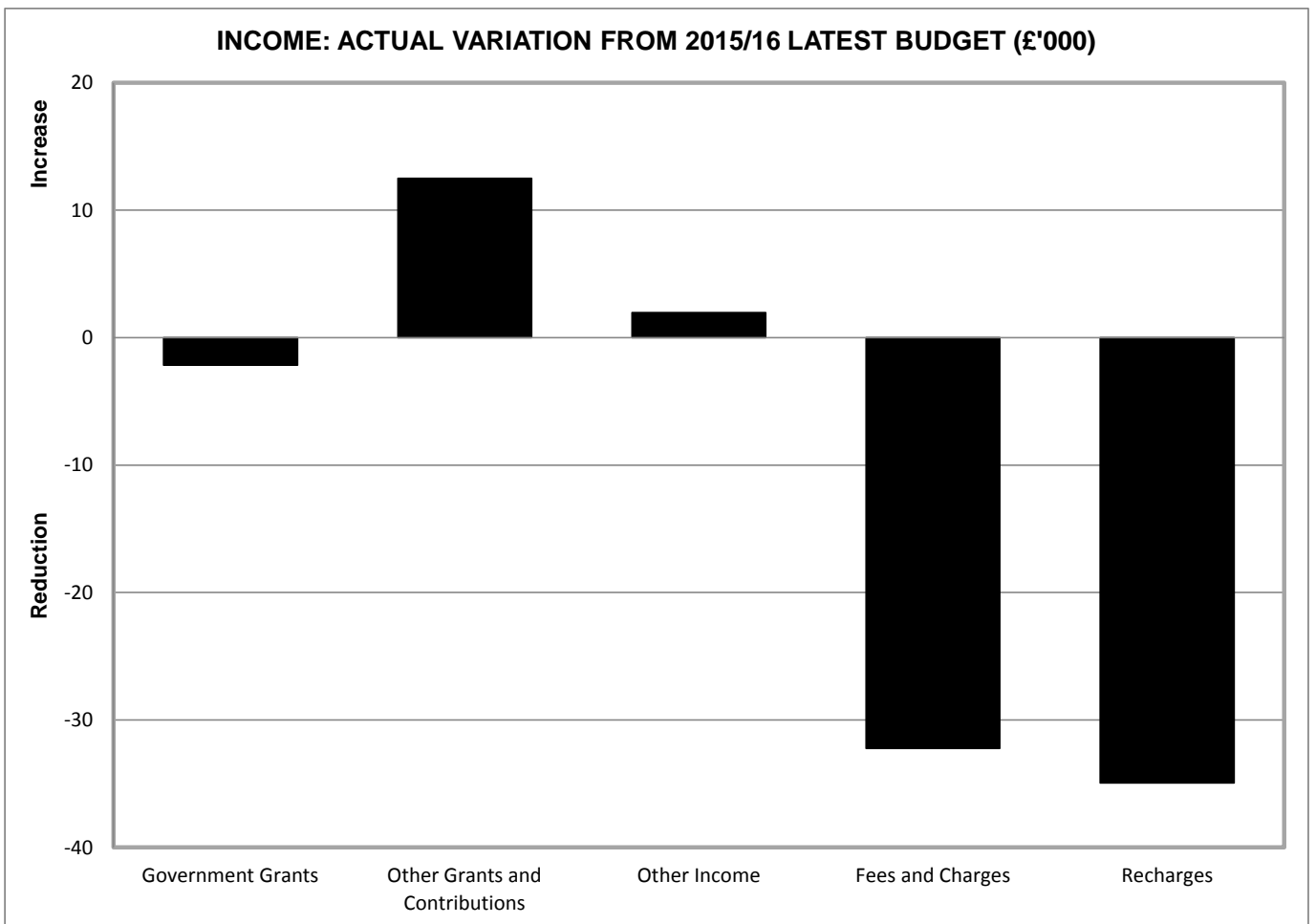
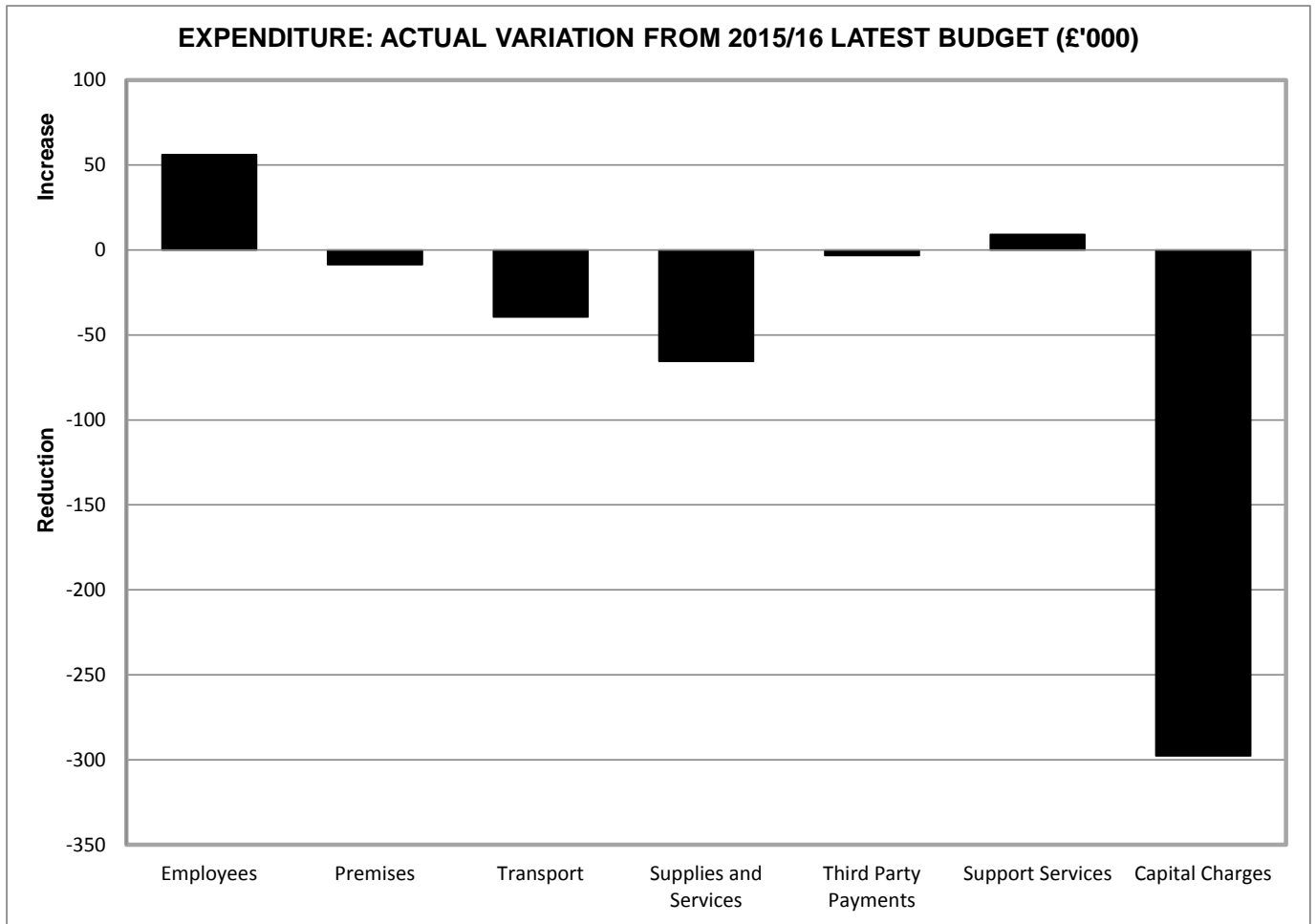
	LATEST BUDGET 2015/16 £	ACTUAL 2015/16 £	VARIATION 2015/16 £	
<b><u>HEALTH &amp; COMMUNITY PROTECTION</u></b>				
S1001 COMMUNITY DEVELOPMENT	1,325,600	1,028,601	(296,999)	(F)
S1045 CCTV	208,600	115,921	(92,679)	(F)
S1640 GRANTS TO VOLUNTARY BODIES	32,100	33,183	1,083	(A)
S2102 COMMUNITY FORUMS	46,200	33,159	(13,041)	(F)
S2110 COMMUNITY PARTNERSHIP	183,100	176,801	(6,299)	(F)
S2141 CIVIL CONTINGENCIES	104,500	101,095	(3,405)	(F)
S2300 OFFICE ACCOMMODATION	(600)	-	600	(A)
S2360 LICENSING & REGISTRATION	27,400	117,111	89,711	(A)
S4210 EH ENVIRONMENTAL HEALTH CORE	(18,800)	57	18,857	(A)
S4270 FOOD+OCCUPATIONAL SAFETY+HEALTH	418,400	427,144	8,744	(A)
S4300 ENVIRONMENTAL PROTECTION	664,500	590,362	(74,138)	(F)
S4350 COMMUNITY SAFETY	131,900	203,746	71,846	(A)
S4810 ALLEVIATION OF FLOODING	163,500	164,658	1,158	(A)
	<hr/>	<hr/>	<hr/>	
<b>TOTAL HEALTH &amp; COMMUNITY PROTECTION</b>	<b>3,286,400</b>	<b>2,991,838</b>	<b>(294,562)</b>	<b>(F)</b>
	<hr/> <hr/>	<hr/> <hr/>	<hr/> <hr/>	
 <b><u>GENERAL FUND SUBJECTIVE ANALYSIS:</u></b>				
<b><u>EXPENDITURE:</u></b>				
Employees	1,716,600	1,772,727	56,127	(A)
Premises	364,600	355,881	(8,719)	(F)
Transport	81,700	42,307	(39,393)	(F)
Supplies and Services	988,800	923,200	(65,600)	(F)
Third Party Payments	105,800	102,537	(3,263)	(F)
Support Services	1,475,300	1,484,432	9,132	(A)
Capital Charges	1,045,300	747,605	(297,695)	(F)
	<hr/>	<hr/>	<hr/>	
<b>TOTAL EXPENDITURE</b>	<b>5,778,100</b>	<b>5,428,689</b>	<b>(349,411)</b>	<b>(F)</b>
	<hr/> <hr/>	<hr/> <hr/>	<hr/> <hr/>	
<b><u>INCOME:</u></b>				
Government Grants	(3,000)	(835)	2,165	(A)
Other Grants and Contributions	(206,300)	(218,799)	(12,499)	(F)
Other Income	(50,400)	(52,377)	(1,977)	(F)
Fees and Charges	(398,300)	(366,074)	32,226	(A)
Recharges	(1,833,700)	(1,798,766)	34,934	(A)
	<hr/>	<hr/>	<hr/>	
<b>TOTAL INCOME</b>	<b>(2,491,700)</b>	<b>(2,436,851)</b>	<b>54,849</b>	<b>(A)</b>
	<hr/> <hr/>	<hr/> <hr/>	<hr/> <hr/>	
<b>NET EXPENDITURE</b>	<b>3,286,400</b>	<b>2,991,838</b>	<b>(294,562)</b>	<b>(F)</b>
	<hr/> <hr/>	<hr/> <hr/>	<hr/> <hr/>	

## ACTUAL HEALTH & COMMUNITY PROTECTION EXPENDITURE 2015/16



## ACTUAL HEALTH & COMMUNITY PROTECTION INCOME 2015/16





**HEALTH & COMMUNITY PROTECTION**

	LATEST BUDGET 2015/16 £	ACTUAL 2015/16 £	VARIATION 2015/16 £	
<b>S1001 COMMUNITY DEVELOPMENT</b>				
<b>DIRECT EXPENDITURE</b>				
Supplies and Services	333,300	334,281	981	(A)
<b>TOTAL DIRECT EXPENDITURE</b>	<b>333,300</b>	<b>334,281</b>	<b>981</b>	<b>(A)</b>
Support Services	32,600	32,315	(285)	(F)
Capital Charges	959,700	662,005	(297,695)	(F)
<b>NET EXPENDITURE / (INCOME) TO SUMMARY</b>	<b>1,325,600</b>	<b>1,028,601</b>	<b>(296,999)</b>	<b>(F)</b>

**Variations:****Capital Charges:**

Rural and Urban Initiative Grants slippage	(146,600)	(F)
Bishops Tachbrook Community Centre slippage	(316,100)	(F)
King Georges Playing Fields, Barford	165,000	(A)

**S1045 CCTV**

<b>DIRECT EXPENDITURE</b>				
Employees	220,900	216,936	(3,964)	(F)
Premises	7,000	7,783	783	(A)
Transport	700	688	(12)	(F)
Supplies and Services	157,400	147,306	(10,094)	(F)
Third Party Payments	300	-	(300)	(F)
<b>TOTAL DIRECT EXPENDITURE</b>	<b>386,300</b>	<b>372,713</b>	<b>(13,587)</b>	<b>(F)</b>
<b>DIRECT INCOME</b>				
Other Grants and Contributions	(14,700)	(14,700)	-	
Other Income	(8,000)	(8,169)	(169)	(F)
<b>TOTAL DIRECT INCOME</b>	<b>(22,700)</b>	<b>(22,869)</b>	<b>(169)</b>	<b>(F)</b>
<b>NET DIRECT EXPENDITURE / (INCOME)</b>	<b>363,600</b>	<b>349,844</b>	<b>(13,756)</b>	<b>(F)</b>
Support Services	105,500	93,551	(11,949)	(F)
Capital Charges	40,400	40,426	26	(A)
Recharges	(300,900)	(367,900)	(67,000)	(F)
<b>NET EXPENDITURE / (INCOME) TO SUMMARY</b>	<b>208,600</b>	<b>115,921</b>	<b>(92,679)</b>	<b>(F)</b>

**Variations:****Support Services:**

Changes in allocations	(11,900)	(F)
------------------------	----------	-----

**Recharges:**

Change in costs to be allocated	(67,000)	(F)
---------------------------------	----------	-----

**HEALTH & COMMUNITY PROTECTION**

	LATEST BUDGET 2015/16 £	ACTUAL 2015/16 £	VARIATION 2015/16 £	
<b>S1640 GRANTS TO VOLUNTARY BODIES</b>				
<b>DIRECT EXPENDITURE</b>				
Supplies and Services	13,900	13,982	82	(A)
<b>TOTAL DIRECT EXPENDITURE</b>	<b>13,900</b>	<b>13,982</b>	<b>82</b>	<b>(A)</b>
Support Services	18,200	19,201	1,001	(A)
<b>NET EXPENDITURE / (INCOME) TO SUMMARY</b>	<b>32,100</b>	<b>33,183</b>	<b>1,083</b>	<b>(A)</b>
<b>S2102 COMMUNITY FORUMS</b>				
<b>DIRECT EXPENDITURE</b>				
Supplies and Services	121,200	108,159	(13,041)	(F)
<b>TOTAL DIRECT EXPENDITURE</b>	<b>121,200</b>	<b>108,159</b>	<b>(13,041)</b>	<b>(F)</b>
<b>DIRECT INCOME</b>				
Other Grants and Contributions	(75,000)	(75,000)	-	
<b>TOTAL DIRECT INCOME</b>	<b>(75,000)</b>	<b>(75,000)</b>	<b>-</b>	
<b>NET EXPENDITURE / (INCOME) TO SUMMARY</b>	<b>46,200</b>	<b>33,159</b>	<b>(13,041)</b>	<b>(F)</b>

**Variations:**

Supplies and Services:  
Slippage

(13,000)



**HEALTH & COMMUNITY PROTECTION**

	LATEST BUDGET 2015/16 £	ACTUAL 2015/16 £	VARIATION 2015/16 £	
<b>S2110 COMMUNITY PARTNERSHIP</b>				
<b>DIRECT EXPENDITURE</b>				
Employees	154,100	175,786	21,686	(A)
Premises	1,700	1,261	(439)	(F)
Transport	1,400	1,180	(220)	(F)
Supplies and Services	3,500	5,373	1,873	(A)
Third Party Payments	400	13	(387)	(F)
<b>TOTAL DIRECT EXPENDITURE</b>	<b>161,100</b>	<b>183,613</b>	<b>22,513</b>	<b>(A)</b>
<b>DIRECT INCOME</b>				
Other Grants and Contributions	(25,000)	(33,154)	(8,154)	(F)
<b>TOTAL DIRECT INCOME</b>	<b>(25,000)</b>	<b>(33,154)</b>	<b>(8,154)</b>	<b>(F)</b>
<b>NET DIRECT EXPENDITURE / (INCOME)</b>	<b>136,100</b>	<b>150,459</b>	<b>14,359</b>	<b>(A)</b>
Support Services	92,000	71,342	(20,658)	(F)
Recharges	(45,000)	(45,000)	-	
<b>NET EXPENDITURE / (INCOME) TO SUMMARY</b>	<b>183,100</b>	<b>176,801</b>	<b>(6,299)</b>	<b>(F)</b>

**Variations:**Employees:

Increased staffing costs 14,900 (A)

Support Services:

Changes in allocations (20,700) (F)

**S2141 CIVIL CONTINGENCIES****DIRECT EXPENDITURE**

Supplies and Services 16,700 12,142 (4,558) (F)

**TOTAL DIRECT EXPENDITURE****16,700 12,142 (4,558) (F)**

Support Services 87,800 88,953 1,153 (A)

**NET EXPENDITURE / (INCOME) TO SUMMARY****104,500 101,095 (3,405) (F)**

**HEALTH & COMMUNITY PROTECTION**

	LATEST BUDGET 2015/16 £	ACTUAL 2015/16 £	VARIATION 2015/16 £	
<b>S2300 OFFICE ACCOMMODATION</b>				
<b>DIRECT EXPENDITURE</b>				
Premises	330,200	329,123	(1,077)	(F)
Supplies and Services	28,200	20,339	(7,861)	(F)
Third Party Payments	4,800	-	(4,800)	(F)
<b>TOTAL DIRECT EXPENDITURE</b>	<b>363,200</b>	<b>349,462</b>	<b>(13,738)</b>	<b>(F)</b>
Recharges	(363,800)	(349,462)	14,338	(A)
<b>NET EXPENDITURE / (INCOME) TO SUMMARY</b>	<b>(600)</b>	<b>-</b>	<b>600</b>	<b>(A)</b>

**Variations:****Recharges:**

Changes in costs to be allocated	14,300	(A)
----------------------------------	--------	-----

**S2360 LICENSING & REGISTRATION**

<b>DIRECT EXPENDITURE</b>				
Employees	110,700	114,037	3,337	(A)
Transport	1,400	853	(547)	(F)
Supplies and Services	19,800	20,540	740	(A)
Third Party Payments	17,300	16,058	(1,242)	(F)
<b>TOTAL DIRECT EXPENDITURE</b>	<b>149,200</b>	<b>151,488</b>	<b>2,288</b>	<b>(A)</b>
<b>DIRECT INCOME</b>				
Other Income	-	(975)	(975)	(F)
Fees and Charges	(361,000)	(324,551)	36,449	(A)
<b>TOTAL DIRECT INCOME</b>	<b>(361,000)</b>	<b>(325,526)</b>	<b>35,474</b>	<b>(A)</b>
<b>NET DIRECT EXPENDITURE / (INCOME)</b>	<b>(211,800)</b>	<b>(174,038)</b>	<b>37,762</b>	<b>(A)</b>
Support Services	242,500	291,149	48,649	(A)
Recharges	(3,300)	-	3,300	(A)
<b>NET EXPENDITURE / (INCOME) TO SUMMARY</b>	<b>27,400</b>	<b>117,111</b>	<b>89,711</b>	<b>(A)</b>

**Variations:****Fees and Charges:**

Taxi Licences	38,700	(A)
---------------	--------	-----

**Support Services:**

Changes in allocations	48,600	(A)
------------------------	--------	-----

**HEALTH & COMMUNITY PROTECTION**

	<b>LATEST BUDGET 2015/16 £</b>	<b>ACTUAL 2015/16 £</b>	<b>VARIATION 2015/16 £</b>	
<b>S4210 EH ENVIRONMENTAL HEALTH CORE</b>				
<b>DIRECT EXPENDITURE</b>				
Employees	90,600	93,807	3,207	(A)
Transport	3,000	1,541	(1,459)	(F)
Supplies and Services	60,900	47,810	(13,090)	(F)
Third Party Payments	52,000	42,410	(9,590)	(F)
	<hr/>	<hr/>	<hr/>	
<b>TOTAL DIRECT EXPENDITURE</b>	<b>206,500</b>	<b>185,568</b>	<b>(20,932)</b>	<b>(F)</b>
Support Services	99,200	91,404	(7,796)	(F)
Capital Charges	700	733	33	(A)
Recharges	(325,200)	(277,648)	47,552	(A)
	<hr/>	<hr/>	<hr/>	
<b>NET EXPENDITURE / (INCOME) TO SUMMARY</b>	<b>(18,800)</b>	<b>57</b>	<b>18,857</b>	<b>(A)</b>
	<hr/> <hr/>	<hr/> <hr/>	<hr/> <hr/>	

**Variations:****Recharges:**

Change in costs to be allocated

47,600 (A)

**HEALTH & COMMUNITY PROTECTION**

	LATEST BUDGET 2015/16 £	ACTUAL 2015/16 £	VARIATION 2015/16 £	
<b>S4270 FOOD+OCCUPATIONAL SAFETY+HEALTH</b>				
<b>DIRECT EXPENDITURE</b>				
Employees	408,600	424,887	16,287	(A)
Transport	15,200	12,472	(2,728)	(F)
Supplies and Services	5,300	2,172	(3,128)	(F)
Third Party Payments	10,300	25,079	14,779	(A)
<b>TOTAL DIRECT EXPENDITURE</b>	<b>439,400</b>	<b>464,610</b>	<b>25,210</b>	<b>(A)</b>
<b>DIRECT INCOME</b>				
Other Income	-	(1,142)	(1,142)	(F)
Fees and Charges	(7,100)	(8,665)	(1,565)	(F)
<b>TOTAL DIRECT INCOME</b>	<b>(7,100)</b>	<b>(9,807)</b>	<b>(2,707)</b>	<b>(F)</b>
<b>NET DIRECT EXPENDITURE / (INCOME)</b>	<b>432,300</b>	<b>454,803</b>	<b>22,503</b>	<b>(A)</b>
Support Services	90,200	95,941	5,741	(A)
Recharges	(104,100)	(123,600)	(19,500)	(F)
<b>NET EXPENDITURE / (INCOME) TO SUMMARY</b>	<b>418,400</b>	<b>427,144</b>	<b>8,744</b>	<b>(A)</b>

**Variations:****Employees:**

Increased staffing costs	12,100	(A)
--------------------------	--------	-----

**Third Party Payments:**

Increased Legal charges	15,200	(A)
-------------------------	--------	-----

**Recharges:**

Change in costs to be allocated	(19,500)	(F)
---------------------------------	----------	-----

**HEALTH & COMMUNITY PROTECTION**

	LATEST BUDGET 2015/16 £	ACTUAL 2015/16 £	VARIATION 2015/16 £	
<b>S4300 ENVIRONMENTAL PROTECTION</b>				
<b>DIRECT EXPENDITURE</b>				
Employees	446,100	447,889	1,789	(A)
Premises	1,500	-	(1,500)	(F)
Transport	51,200	17,005	(34,195)	(F)
Supplies and Services	45,900	38,241	(7,659)	(F)
Third Party Payments	15,900	8,006	(7,894)	(F)
<b>TOTAL DIRECT EXPENDITURE</b>	<b>560,600</b>	<b>511,141</b>	<b>(49,459)</b>	<b>(F)</b>
<b>DIRECT INCOME</b>				
Government Grants	(3,000)	(835)	2,165	(A)
Other Income	-	(155)	(155)	(F)
Fees and Charges	(16,900)	(20,126)	(3,226)	(F)
<b>TOTAL DIRECT INCOME</b>	<b>(19,900)</b>	<b>(21,116)</b>	<b>(1,216)</b>	<b>(F)</b>
<b>NET DIRECT EXPENDITURE / (INCOME)</b>	<b>540,700</b>	<b>490,025</b>	<b>(50,675)</b>	<b>(F)</b>
Support Services	421,600	399,916	(21,684)	(F)
Capital Charges	4,300	4,221	(79)	(F)
Recharges	(302,100)	(303,800)	(1,700)	(F)
<b>NET EXPENDITURE / (INCOME) TO SUMMARY</b>	<b>664,500</b>	<b>590,362</b>	<b>(74,138)</b>	<b>(F)</b>

**Variations:****Transport:**

Electric Car Share Scheme slippage - see Earmarked Reserve Requests	(27,000)	(F)
---	----------	-----

**Support Services:**

Changes in allocations	(21,700)	(F)
------------------------	----------	-----

**HEALTH & COMMUNITY PROTECTION**

	LATEST BUDGET 2015/16 £	ACTUAL 2015/16 £	VARIATION 2015/16 £	
<b>S4350 COMMUNITY SAFETY</b>				
<b>DIRECT EXPENDITURE</b>				
Employees	285,600	299,385	13,785	(A)
Transport	8,800	8,568	(232)	(F)
Supplies and Services	171,400	161,355	(10,045)	(F)
Third Party Payments	4,300	7,482	3,182	(A)
<b>TOTAL DIRECT EXPENDITURE</b>	<b>470,100</b>	<b>476,790</b>	<b>6,690</b>	<b>(A)</b>
<b>DIRECT INCOME</b>				
Other Grants and Contributions	(77,600)	(77,526)	74	(A)
Other Income	(42,400)	(41,936)	464	(A)
Fees and Charges	(13,300)	(12,732)	568	(A)
<b>TOTAL DIRECT INCOME</b>	<b>(133,300)</b>	<b>(132,194)</b>	<b>1,106</b>	<b>(A)</b>
<b>NET DIRECT EXPENDITURE / (INCOME)</b>	<b>336,800</b>	<b>344,596</b>	<b>7,796</b>	<b>(A)</b>
Support Services	183,900	190,010	6,110	(A)
Capital Charges	500	496	(4)	(F)
Recharges	(389,300)	(331,356)	57,944	(A)
<b>NET EXPENDITURE / (INCOME) TO SUMMARY</b>	<b>131,900</b>	<b>203,746</b>	<b>71,846</b>	<b>(A)</b>

**Variations:**Supplies and Services:

Safety Forum slippage	(9,800)	(F)
-----------------------	---------	-----

Recharges:

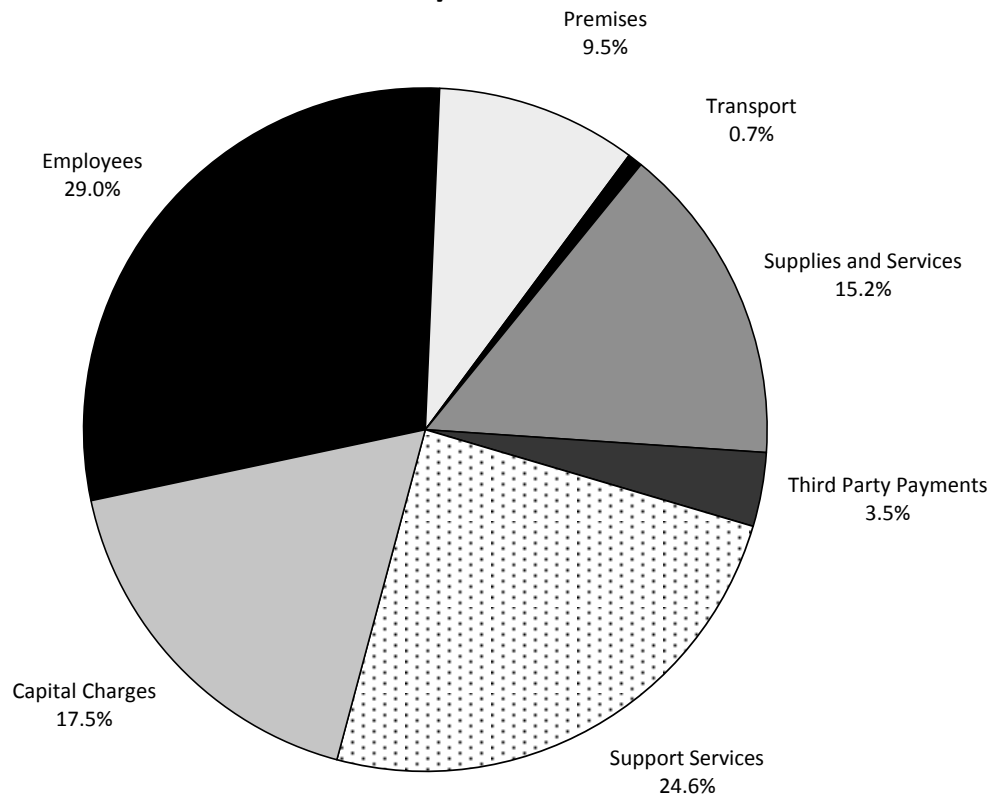
Change in time allocations to be recharged	57,900	(A)
--	--------	-----

**S4810 ALLEVIATION OF FLOODING**

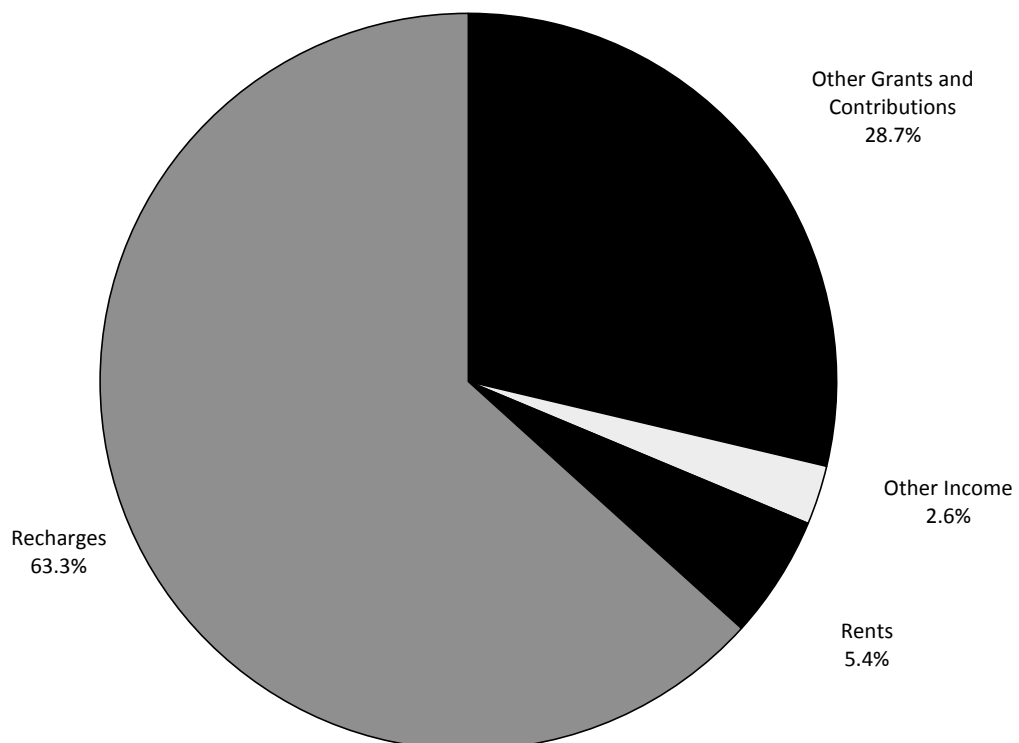
<b>DIRECT EXPENDITURE</b>				
Premises	24,200	17,714	(6,486)	(F)
Supplies and Services	11,500	11,500	-	
Third Party Payments	500	3,489	2,989	(A)
<b>TOTAL DIRECT EXPENDITURE</b>	<b>36,200</b>	<b>32,703</b>	<b>(3,497)</b>	<b>(F)</b>
<b>DIRECT INCOME</b>				
Other Grants and Contributions	(14,000)	(18,419)	(4,419)	(F)
<b>TOTAL DIRECT INCOME</b>	<b>(14,000)</b>	<b>(18,419)</b>	<b>(4,419)</b>	<b>(F)</b>
<b>NET DIRECT EXPENDITURE / (INCOME)</b>	<b>22,200</b>	<b>14,284</b>	<b>(7,916)</b>	<b>(F)</b>
Support Services	101,600	110,650	9,050	(A)
Capital Charges	39,700	39,724	24	(A)
<b>NET EXPENDITURE / (INCOME) TO SUMMARY</b>	<b>163,500</b>	<b>164,658</b>	<b>1,158</b>	<b>(A)</b>

	LATEST BUDGET 2015/16 £	ACTUAL 2015/16 £	VARIATION 2015/16 £	
<b><u>HOUSING &amp; PROPERTY SERVICES</u></b>				
S1050 PUBLIC CONVENIENCES	201,500	180,513	(20,987)	(F)
S1590 HOMELESSNESS/HOUSING ADVICE	567,500	516,194	(51,306)	(F)
S1605 HOUSING STRATEGY	466,500	383,135	(83,365)	(F)
S1610 OTHER HOUSING PROPERTY	(100)	(5,314)	(5,214)	(F)
S1615 CONTRIBUTIONS TO HRA	37,900	37,900	-	
S1625 SUPPORTING PEOPLE TO HRA	-	-	-	
S1630 PRIVATE SECTOR HOUSING	736,200	707,858	(28,342)	(F)
S1645 ASSET MANAGEMENT	114,000	297	(113,703)	(F)
S1660 WARWICK PLANT MAINTENANCE	19,900	-	(19,900)	(F)
S2300 OFFICE ACCOMMODATION	(25,500)	-	25,500	(A)
S4780 WDC HIGHWAYS	173,900	195,902	22,002	(A)
SW000 CORPORATE R+M UNALLOCATED	(26,600)	-	26,600	(A)
	<hr/>	<hr/>	<hr/>	
<b>TOTAL HOUSING &amp; PROPERTY SERVICES</b>	<b>2,265,200</b>	<b>2,016,485</b>	<b>(248,715)</b>	<b>(F)</b>
	<hr/> <hr/>	<hr/> <hr/>	<hr/> <hr/>	
 <b><u>SUBJECTIVE ANALYSIS:</u></b>				
<b><u>EXPENDITURE:</u></b>				
Employees	1,639,800	1,585,348	(54,452)	(F)
Premises	530,700	518,609	(12,091)	(F)
Transport	47,500	40,331	(7,169)	(F)
Supplies and Services	862,000	832,677	(29,323)	(F)
Third Party Payments	307,900	189,305	(118,595)	(F)
Support Services	1,190,900	1,342,702	151,802	(A)
Capital Charges	931,100	958,305	27,205	(A)
	<hr/>	<hr/>	<hr/>	
<b>TOTAL EXPENDITURE</b>	<b>5,509,900</b>	<b>5,467,277</b>	<b>(42,623)</b>	<b>(F)</b>
	<hr/> <hr/>	<hr/> <hr/>	<hr/> <hr/>	
<b><u>INCOME:</u></b>				
Government Grants	-	(761)	(761)	(F)
Other Grants and Contributions	(983,700)	(991,895)	(8,195)	(F)
Other Income	(1,300)	(2,062)	(762)	(F)
Fees and Charges	(86,900)	(86,283)	617	(A)
Rents	(181,700)	(185,728)	(4,028)	(F)
Recharges	(1,991,100)	(2,184,063)	(192,963)	(F)
	<hr/>	<hr/>	<hr/>	
<b>TOTAL INCOME</b>	<b>(3,244,700)</b>	<b>(3,450,792)</b>	<b>(206,092)</b>	<b>(F)</b>
	<hr/> <hr/>	<hr/> <hr/>	<hr/> <hr/>	
<b>NET EXPENDITURE</b>	<b>2,265,200</b>	<b>2,016,485</b>	<b>(248,715)</b>	<b>(F)</b>
	<hr/> <hr/>	<hr/> <hr/>	<hr/> <hr/>	

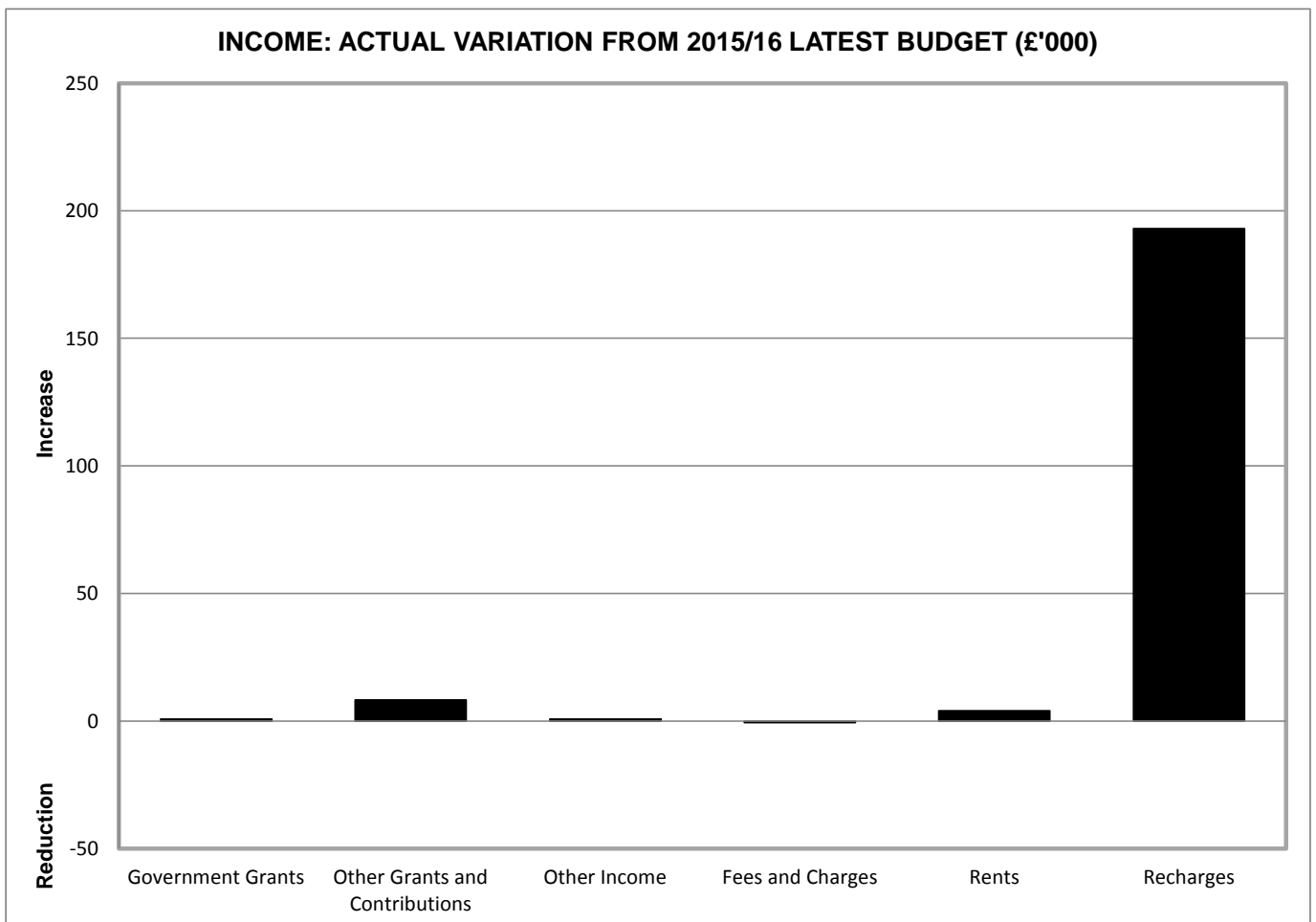
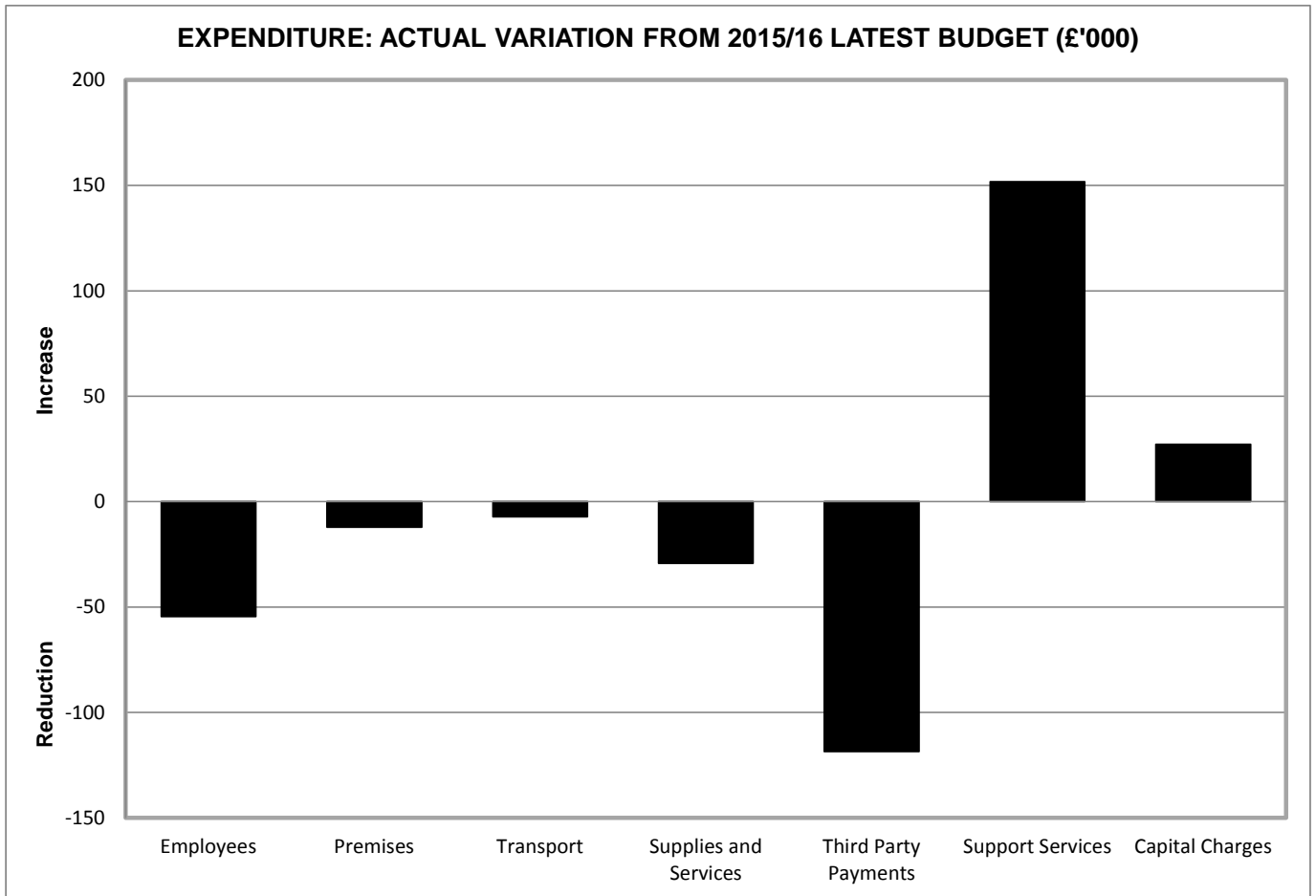
### ACTUAL HOUSING & PROPERTY SERVICES EXPENDITURE 2015/16



### ACTUAL HOUSING & PROPERTY SERVICES INCOME 2015/16







**HOUSING & PROPERTY SERVICES**

	LATEST BUDGET 2015/16 £	ACTUAL 2015/16 £	VARIATION 2015/16 £
<b>S1050 PUBLIC CONVENIENCES</b>			
<b>DIRECT EXPENDITURE</b>			
Premises	157,000	132,860	(24,140) (F)
Supplies and Services	-	177	177 (A)
<b>TOTAL DIRECT EXPENDITURE</b>	<b>157,000</b>	<b>133,037</b>	<b>(23,963) (F)</b>
Support Services	17,200	20,909	3,709 (A)
Capital Charges	27,300	26,567	(733) (F)
<b>NET EXPENDITURE / (INCOME) TO SUMMARY</b>	<b>201,500</b>	<b>180,513</b>	<b>(20,987) (F)</b>

**Variations:**Premises:

Repairs and Maintenance works delayed	(14,700)	(F)
Revised Repairs and Maintenance programme		

**S1590 HOMELESSNESS/HOUSING ADVICE**

<b>DIRECT EXPENDITURE</b>			
Employees	393,600	370,666	(22,934) (F)
Premises	102,700	93,061	(9,639) (F)
Transport	5,300	4,987	(313) (F)
Supplies and Services	190,900	162,311	(28,589) (F)
Third Party Payments	-	2,122	2,122 (A)
<b>TOTAL DIRECT EXPENDITURE</b>	<b>692,500</b>	<b>633,147</b>	<b>(59,353) (F)</b>
<b>DIRECT INCOME</b>			
Other Grants and Contributions	(44,800)	(44,059)	741 (A)
Other Income	-	(8)	(8) (F)
Rents	(146,100)	(141,271)	4,829 (A)
Fees and Charges	(2,800)	(2,832)	(32) (F)
<b>TOTAL DIRECT INCOME</b>	<b>(193,700)</b>	<b>(188,170)</b>	<b>5,530 (A)</b>
<b>NET DIRECT EXPENDITURE / (INCOME)</b>	<b>498,800</b>	<b>444,977</b>	<b>(53,823) (F)</b>
Support Services	415,700	466,357	50,657 (A)
Recharges	(347,000)	(395,140)	(48,140) (F)
<b>NET EXPENDITURE / (INCOME) TO SUMMARY</b>	<b>567,500</b>	<b>516,194</b>	<b>(51,306) (F)</b>

**Variations:**Employees:

Staff vacancies	(15,700)	(F)
IAS19 Pension adjustments	(9,100)	(F)

Support Services:

Changes in allocations	50,700	(A)
------------------------	--------	-----

Recharges:

Change in costs to be allocated	(48,100)	(F)
---------------------------------	----------	-----

**HOUSING & PROPERTY SERVICES**

	LATEST BUDGET 2015/16 £	ACTUAL 2015/16 £	VARIATION 2015/16 £	
<b>S1605 HOUSING STRATEGY</b>				
<b>DIRECT EXPENDITURE</b>				
Employees	46,100	47,630	1,530	(A)
Transport	1,300	559	(741)	(F)
Supplies and Services	131,000	129,955	(1,045)	(F)
Third Party Payments	292,600	155,559	(137,041)	(F)
<b>TOTAL DIRECT EXPENDITURE</b>	<b>471,000</b>	<b>333,703</b>	<b>(137,297)</b>	<b>(F)</b>
Support Services	148,300	168,454	20,154	(A)
Recharges	(152,800)	(119,022)	33,778	(A)
<b>NET EXPENDITURE / (INCOME) TO SUMMARY</b>	<b>466,500</b>	<b>383,135</b>	<b>(83,365)</b>	<b>(F)</b>

**Variations:****Third Party Payments:**

Lillington Development Study - See Earmarked Reserve requests	(30,000)	(F)
Lillington Development Study - other slippage	(55,000)	(F)
Strategic Opportunity - See Earmarked Reserve requests	(85,600)	(F)
Legal Service charges	30,300	(A)

**Support Services:**

Changes in allocations	20,200	(A)
------------------------	--------	-----

**Recharges:**

Change in costs to be allocated	33,800	(A)
---------------------------------	--------	-----

**S1610 OTHER HOUSING PROPERTY****DIRECT EXPENDITURE**

Premises	100	1,477	1,377	(A)
----------	-----	-------	-------	-----

**TOTAL DIRECT EXPENDITURE**

<b>100</b>	<b>1,477</b>	<b>1,377</b>	<b>(A)</b>
------------	--------------	--------------	------------

**DIRECT INCOME**

Fees and Charges	-	(220)	(220)	(F)
Rents	(35,600)	(44,457)	(8,857)	(F)

**TOTAL DIRECT INCOME**

<b>(35,600)</b>	<b>(44,677)</b>	<b>(9,077)</b>	<b>(F)</b>
-----------------	-----------------	----------------	------------

**NET DIRECT EXPENDITURE / (INCOME)**

<b>(35,500)</b>	<b>(43,200)</b>	<b>(7,700)</b>	<b>(F)</b>
-----------------	-----------------	----------------	------------

Support Services	8,300	8,291	(9)	(F)
Capital Charges	27,100	29,595	2,495	(A)

**NET EXPENDITURE / (INCOME) TO SUMMARY**

<b>(100)</b>	<b>(5,314)</b>	<b>(5,214)</b>	<b>(F)</b>
--------------	----------------	----------------	------------

**HOUSING & PROPERTY SERVICES**

	<b>LATEST BUDGET 2015/16 £</b>	<b>ACTUAL 2015/16 £</b>	<b>VARIATION 2015/16 £</b>	
<b>S1615 CONTRIBUTIONS TO HRA</b>				
<b>DIRECT EXPENDITURE</b>				
Supplies and Services	37,900	37,900	-	
<b>NET EXPENDITURE / (INCOME) TO SUMMARY</b>	<b>37,900</b>	<b>37,900</b>	<b>-</b>	
<b>S1625 SUPPORTING PEOPLE TO HRA</b>				
<b>DIRECT EXPENDITURE</b>				
Supplies and Services	463,700	463,739	39	(A)
<b>TOTAL DIRECT EXPENDITURE</b>	<b>463,700</b>	<b>463,739</b>	<b>39</b>	<b>(A)</b>
<b>DIRECT INCOME</b>				
Other Grants and Contributions	(463,700)	(463,739)	(39)	(F)
<b>TOTAL DIRECT INCOME</b>	<b>(463,700)</b>	<b>(463,739)</b>	<b>(39)</b>	<b>(F)</b>
<b>NET EXPENDITURE / (INCOME) TO SUMMARY</b>	<b>-</b>	<b>-</b>	<b>-</b>	

**HOUSING & PROPERTY SERVICES**

	LATEST BUDGET 2015/16 £	ACTUAL 2015/16 £	VARIATION 2015/16 £
<b>S1630 PRIVATE SECTOR HOUSING</b>			
<b>DIRECT EXPENDITURE</b>			
Employees	377,900	371,283	(6,617) (F)
Transport	9,800	8,787	(1,013) (F)
Supplies and Services	24,100	19,450	(4,650) (F)
Third Party Payments	11,400	23,612	12,212 (A)
<b>TOTAL DIRECT EXPENDITURE</b>	<b>423,200</b>	<b>423,132</b>	<b>(68) (F)</b>
<b>DIRECT INCOME</b>			
Government Grants	-	(761)	(761) (F)
Other Grants and Contributions	(475,200)	(484,097)	(8,897) (F)
Other Income	(1,300)	(2,054)	(754) (F)
Fees and Charges	(84,100)	(83,231)	869 (A)
<b>TOTAL DIRECT INCOME</b>	<b>(560,600)</b>	<b>(570,143)</b>	<b>(9,543) (F)</b>
<b>NET DIRECT EXPENDITURE / (INCOME)</b>	<b>(137,400)</b>	<b>(147,011)</b>	<b>(9,611) (F)</b>
Support Services	261,000	239,576	(21,424) (F)
Capital Charges	746,800	726,668	(20,132) (F)
Recharges	(134,200)	(111,375)	22,825 (A)
<b>NET EXPENDITURE / (INCOME) TO SUMMARY</b>	<b>736,200</b>	<b>707,858</b>	<b>(28,342) (F)</b>

**Variations:****Support Services:**

Changes in allocations (21,400) (F)

**Capital Charges:**

Changes in depreciation charges (20,100) (F)

**Recharges:**

Change in costs to be allocated 22,800 (A)

**HOUSING & PROPERTY SERVICES**

	LATEST BUDGET 2015/16 £	ACTUAL 2015/16 £	VARIATION 2015/16 £	
<b>S1645 ASSET MANAGEMENT</b>				
<b>DIRECT EXPENDITURE</b>				
Employees	705,000	672,833	(32,167)	(F)
Premises	(3,500)	-	3,500	(A)
Transport	22,300	17,197	(5,103)	(F)
Supplies and Services	13,900	11,839	(2,061)	(F)
Third Party Payments	3,900	2,067	(1,833)	(F)
<b>TOTAL DIRECT EXPENDITURE</b>	<b>741,600</b>	<b>703,936</b>	<b>(37,664)</b>	<b>(F)</b>
Support Services	199,300	221,833	22,533	(A)
Recharges	(826,900)	(925,472)	(98,572)	(F)
<b>NET EXPENDITURE / (INCOME) TO SUMMARY</b>	<b>114,000</b>	<b>297</b>	<b>(113,703)</b>	<b>(F)</b>

**Variations:**Employees:

Staff vacancies	(20,900)	(F)
IAS19 Pension adjustments	(10,200)	(F)

Support Services:

Changes in allocations	22,500	(A)
------------------------	--------	-----

Recharges:

Change in costs to be allocated	(98,600)	(F)
---------------------------------	----------	-----

**S1660 WARWICK PLANT MAINTENANCE**

<b>DIRECT EXPENDITURE</b>				
Employees	117,200	124,685	7,485	(A)
Transport	8,800	8,801	1	(A)
Supplies and Services	500	1,000	500	(A)
<b>TOTAL DIRECT EXPENDITURE</b>	<b>126,500</b>	<b>134,486</b>	<b>7,986</b>	<b>(A)</b>
Support Services	6,000	11,819	5,819	(A)
Recharges	(112,600)	(146,305)	(33,705)	(F)
<b>NET EXPENDITURE / (INCOME) TO SUMMARY</b>	<b>19,900</b>	<b>-</b>	<b>(19,900)</b>	<b>(F)</b>

**Variations:**Recharges:

Change in costs to be allocated	(33,700)	(F)
---------------------------------	----------	-----

**HOUSING & PROPERTY SERVICES**

	LATEST BUDGET 2015/16 £	ACTUAL 2015/16 £	VARIATION 2015/16 £	
<b>S2300 OFFICE ACCOMMODATION</b>				
<b>DIRECT EXPENDITURE</b>				
Premises	222,500	220,825	(1,675)	(F)
Supplies and Services	-	6,290	6,290	(A)
Third Party Payments	-	5,945	5,945	(A)
<b>TOTAL DIRECT EXPENDITURE</b>	<b>222,500</b>	<b>233,060</b>	<b>10,560</b>	<b>(A)</b>
Support Services	58,700	97,141	38,441	(A)
Capital Charges	110,900	156,548	45,648	(A)
Recharges	(417,600)	(486,749)	(69,149)	(F)
<b>NET EXPENDITURE / (INCOME) TO SUMMARY</b>	<b>(25,500)</b>	<b>-</b>	<b>25,500</b>	<b>(A)</b>

**Variations:**Support Services:

Changes in allocations	38,400	(A)
------------------------	--------	-----

Capital Charges:

Changes in depreciation charges	45,600	(A)
---------------------------------	--------	-----

Recharges:

Change in costs to be allocated	(69,100)	(F)
---------------------------------	----------	-----

**S4780 WDC HIGHWAYS****DIRECT EXPENDITURE**

Employees	-	(1,749)	(1,749)	(F)
Premises	78,500	70,386	(8,114)	(F)
Supplies and Services	-	16	16	(A)

**TOTAL DIRECT EXPENDITURE**

<b>78,500</b>	<b>68,653</b>	<b>(9,847)</b>	<b>(F)</b>
---------------	---------------	----------------	------------

Support Services	76,400	108,322	31,922	(A)
Capital Charges	19,000	18,927	(73)	(F)

**NET EXPENDITURE / (INCOME) TO SUMMARY**

<b>173,900</b>	<b>195,902</b>	<b>22,002</b>	<b>(A)</b>
----------------	----------------	---------------	------------

**Variations:**Support Services:

Changes in allocations	31,900	(A)
------------------------	--------	-----

**HOUSING & PROPERTY SERVICES**

	LATEST BUDGET 2015/16 £	ACTUAL 2015/16 £	VARIATION 2015/16 £	
<b>SW000 CORPORATE R+M UNALLOCATED</b>				
<b>DIRECT EXPENDITURE</b>				
Premises	(26,600)	-	26,600	(A)
<b>NET EXPENDITURE / (INCOME) TO SUMMARY</b>	<b>(26,600)</b>	<b>-</b>	<b>26,600</b>	<b>(A)</b>

**Variations:**Premises:

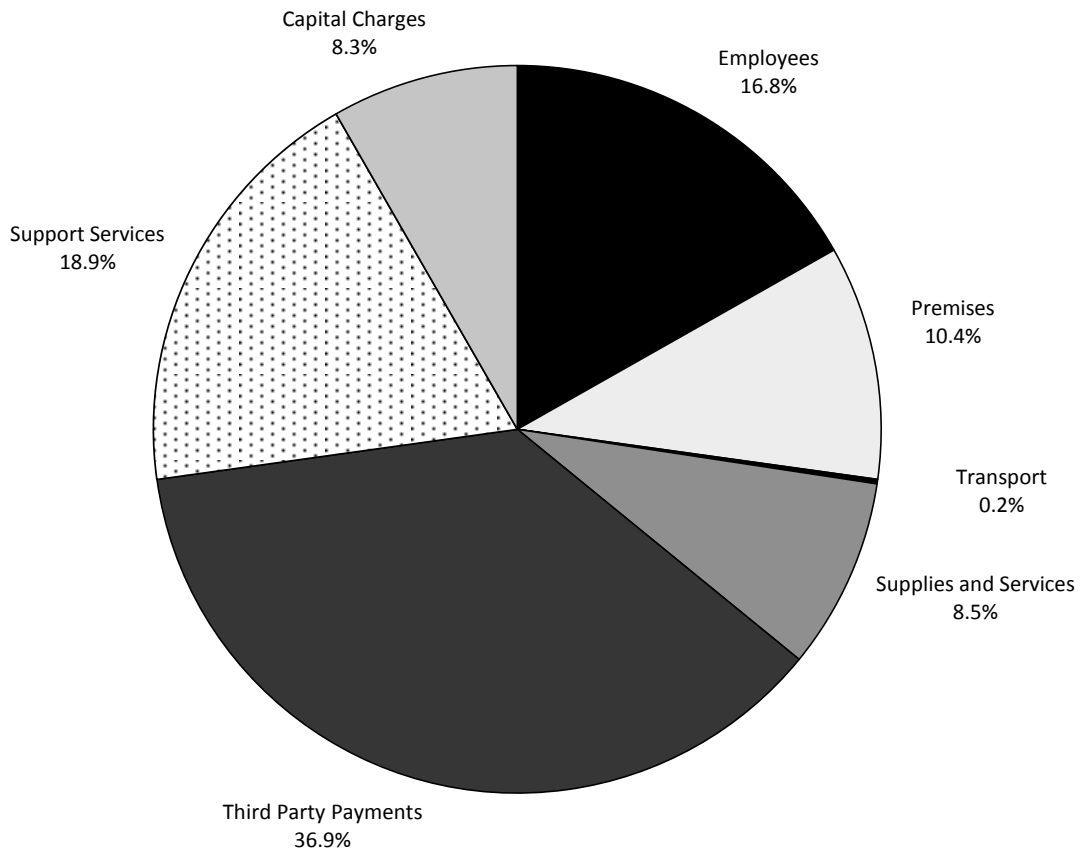
General Discretionary savings target - absorbed within direct expenditure

26,600 (A)

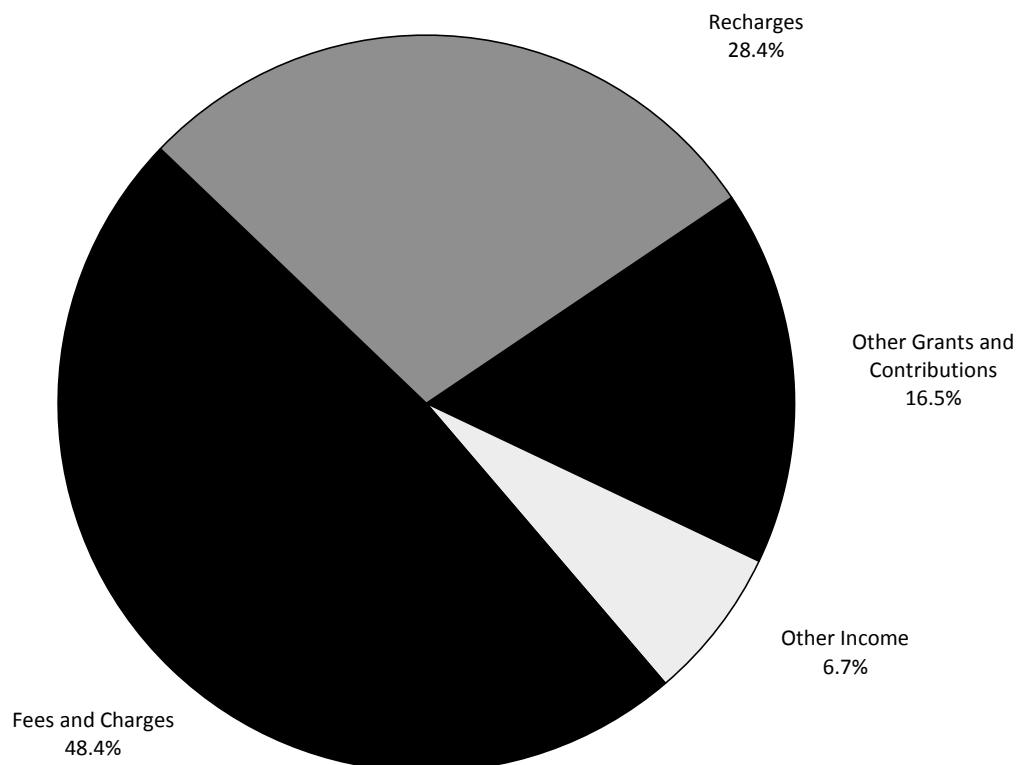


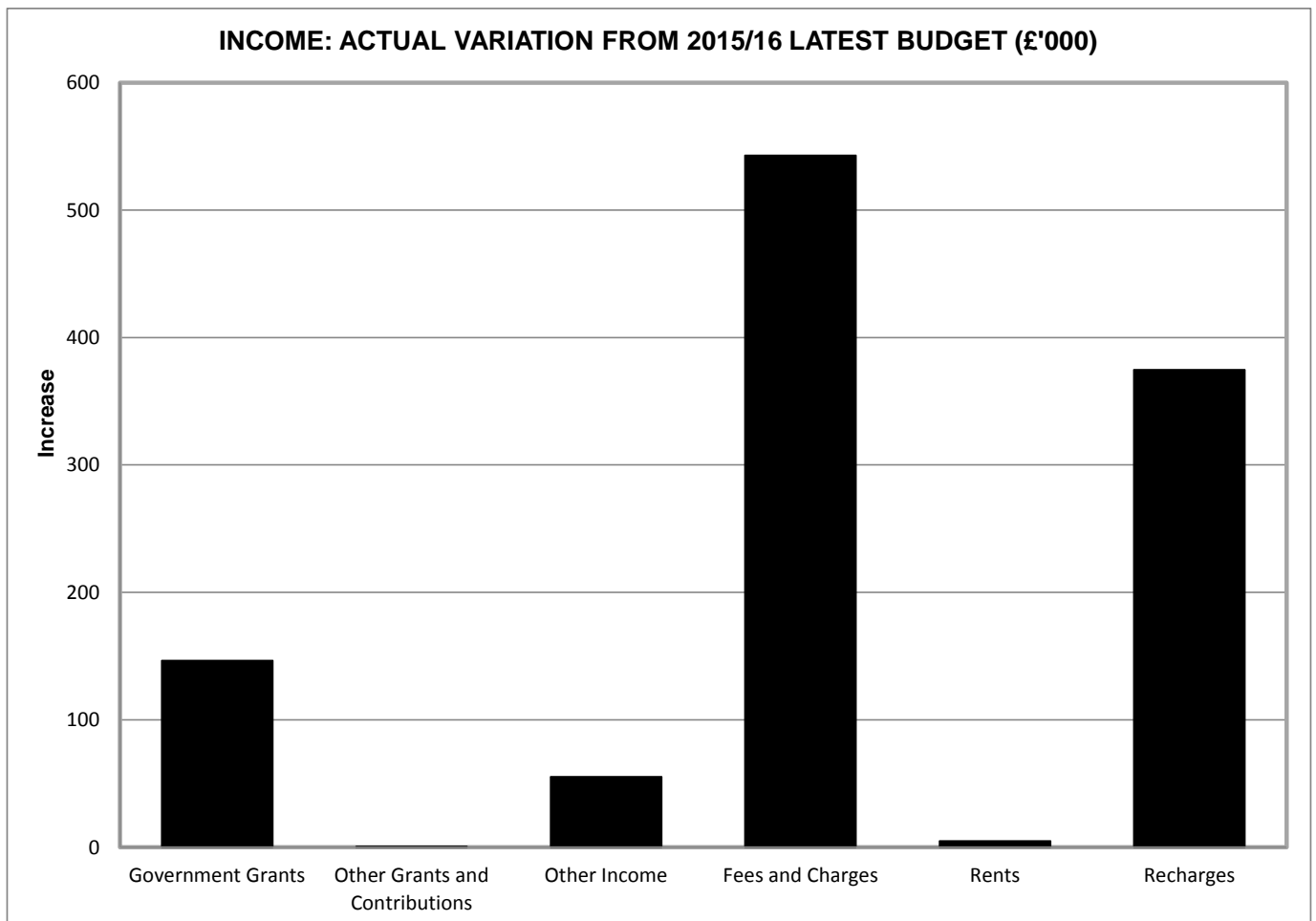
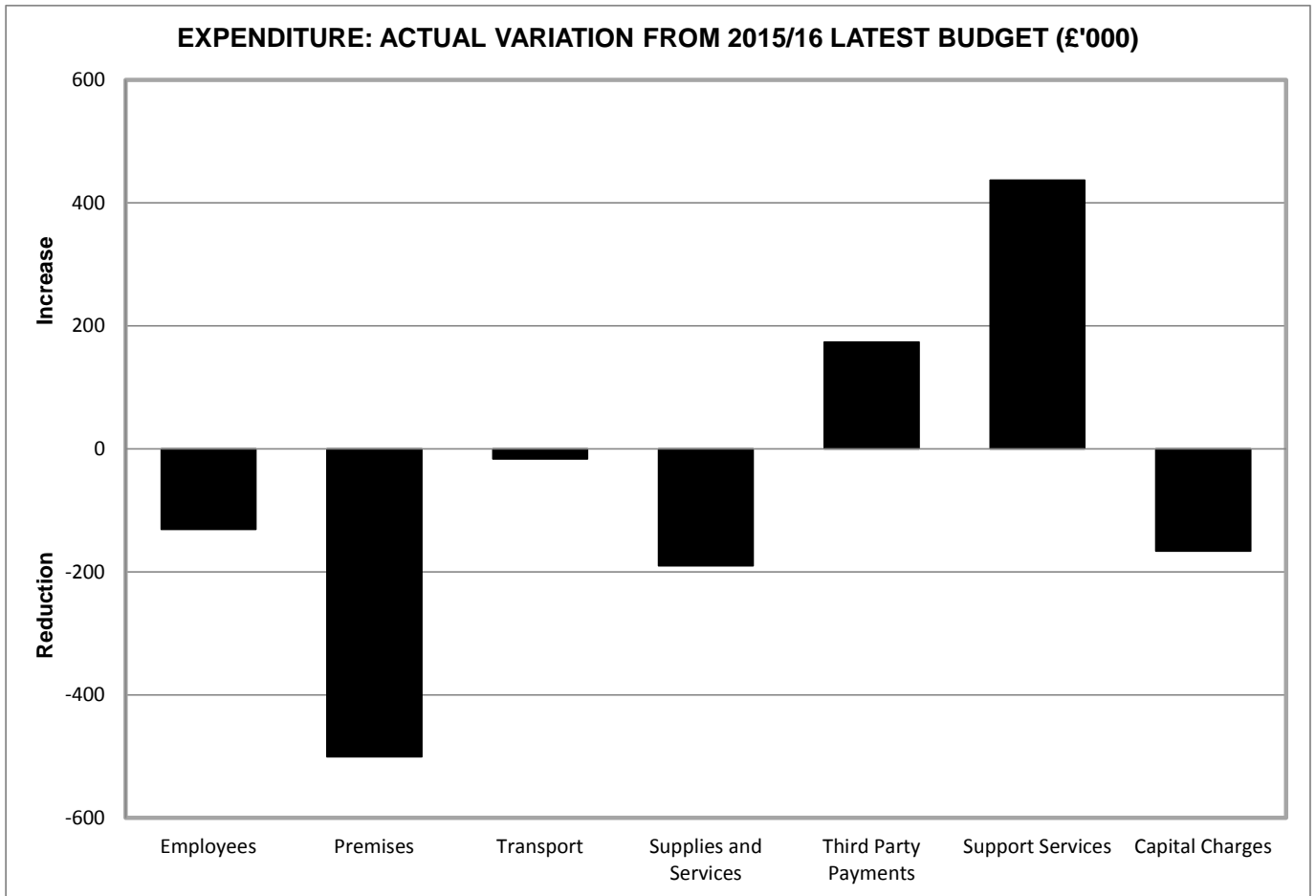
	LATEST BUDGET 2015/16 £	ACTUAL 2015/16 £	VARIATION 2015/16 £	
<b><u>NEIGHBOURHOOD SERVICES</u></b>				
S1020 NEIGHBOURHOOD SERVICES	9,100	-	(9,100)	(F)
S1105 CAR PARKS	(124,800)	(663,562)	(538,762)	(F)
S1250 WCC HIGHWAYS	21,200	17,644	(3,556)	(F)
S1258 GREEN SPACES CONTRACT MGT	498,100	475,451	(22,649)	(F)
S1270 GREEN SPACE DEVELOPMENT	1,337,200	1,219,500	(117,700)	(F)
S1320 BEREAVEMENT SERVICES	135,500	(413,941)	(549,441)	(F)
S3100 ONE STOP SHOPS	26,300	203	(26,097)	(F)
S3200 RECEPTION FACILITIES & LEAMINGTON OSS	46,300	-	(46,300)	(F)
S3400 PAYMENT CHANNELS	60,000	55	(59,945)	(F)
S3450 CUSTOMER SERVICE CENTRE	33,200	-	(33,200)	(F)
S4060 STREET CLEANSING	1,180,800	1,171,775	(9,025)	(F)
S4090 WASTE MANAGEMENT	(1,200)	641	1,841	(A)
S4130 WASTE COLLECTION	2,269,900	2,163,494	(106,406)	(F)
S4180 ABANDONED VEHICLES	300	1,201	901	(A)
	<hr/>	<hr/>	<hr/>	
<b>TOTAL NEIGHBOURHOOD SERVICES</b>	<b>5,491,900</b>	<b>3,972,461</b>	<b>(1,519,439)</b>	<b>(F)</b>
	<hr/> <hr/>	<hr/> <hr/>	<hr/> <hr/>	
<b><u>SUBJECTIVE ANALYSIS:</u></b>				
<b><u>EXPENDITURE:</u></b>				
Employees	2,334,800	2,203,764	(131,036)	(F)
Premises	1,862,100	1,361,174	(500,926)	(F)
Transport	48,100	31,644	(16,456)	(F)
Supplies and Services	1,302,900	1,112,827	(190,073)	(F)
Third Party Payments	4,669,000	4,842,475	173,475	(A)
Support Services	2,045,200	2,482,396	437,196	(A)
Capital Charges	1,260,000	1,093,596	(166,404)	(F)
	<hr/>	<hr/>	<hr/>	
<b>TOTAL EXPENDITURE</b>	<b>13,522,100</b>	<b>13,127,876</b>	<b>(394,224)</b>	<b>(F)</b>
	<hr/>	<hr/>	<hr/>	
<b><u>INCOME:</u></b>				
Other Grants and Contributions	(1,364,400)	(1,510,863)	(146,463)	(F)
Sales	-	(550)	(550)	(F)
Other Income	(484,900)	(540,288)	(55,388)	(F)
Fees and Charges	(3,884,500)	(4,427,577)	(543,077)	(F)
Rents	(66,300)	(71,271)	(4,971)	(F)
Recharges	(2,230,100)	(2,604,866)	(374,766)	(F)
	<hr/>	<hr/>	<hr/>	
<b>TOTAL INCOME</b>	<b>(8,030,200)</b>	<b>(9,155,415)</b>	<b>(1,125,215)</b>	<b>(F)</b>
	<hr/>	<hr/>	<hr/>	
<b>NET EXPENDITURE</b>	<b>5,491,900</b>	<b>3,972,461</b>	<b>(1,519,439)</b>	<b>(F)</b>
	<hr/> <hr/>	<hr/> <hr/>	<hr/> <hr/>	

### ACTUAL NEIGHBOURHOOD SERVICES EXPENDITURE 2015/16



### ACTUAL NEIGHBOURHOOD SERVICES INCOME 2015/16





**NEIGHBOURHOOD SERVICES**

	LATEST BUDGET 2015/16 £	ACTUAL 2015/16 £	VARIATION 2015/16 £	
<b>S1020 NEIGHBOURHOOD SERVICES</b>				
<b>DIRECT EXPENDITURE</b>				
Employees	81,300	85,058	3,758	(A)
Transport	100	61	(39)	(F)
Supplies and Services	1,000	30	(970)	(F)
	<hr/>	<hr/>	<hr/>	
<b>TOTAL DIRECT EXPENDITURE</b>	<b>82,400</b>	<b>85,149</b>	<b>2,749</b>	<b>(A)</b>
Support Services	34,400	41,299	6,899	(A)
Recharges	(107,700)	(126,448)	(18,748)	(F)
	<hr/>	<hr/>	<hr/>	
<b>NET EXPENDITURE / (INCOME) TO SUMMARY</b>	<b>9,100</b>	<b>-</b>	<b>(9,100)</b>	<b>(F)</b>
	<hr/> <hr/>	<hr/> <hr/>	<hr/> <hr/>	

**Variations:**Recharges:

Change in costs to be allocated

(18,700) (F)

**NEIGHBOURHOOD SERVICES**

	LATEST BUDGET 2015/16 £	ACTUAL 2015/16 £	VARIATION 2015/16 £	
<b>S1105 CAR PARKS</b>				
<b>DIRECT EXPENDITURE</b>				
Employees	456,200	456,819	619	(A)
Premises	658,500	698,745	40,245	(A)
Transport	13,300	5,982	(7,318)	(F)
Supplies and Services	183,800	167,130	(16,670)	(F)
Third Party Payments	222,300	332,580	110,280	(A)
<b>TOTAL DIRECT EXPENDITURE</b>	<b>1,534,100</b>	<b>1,661,256</b>	<b>127,156</b>	<b>(A)</b>
<b>DIRECT INCOME</b>				
Other Grants and Contributions	-	(57,695)	(57,695)	(F)
Other Income	(50,000)	(50,953)	(953)	(F)
Fees and Charges	(2,746,100)	(2,939,408)	(193,308)	(F)
Rents	(9,400)	(11,720)	(2,320)	(F)
<b>TOTAL DIRECT INCOME</b>	<b>(2,805,500)</b>	<b>(3,059,776)</b>	<b>(254,276)</b>	<b>(F)</b>
<b>NET DIRECT EXPENDITURE / (INCOME)</b>	<b>(1,271,400)</b>	<b>(1,398,520)</b>	<b>(127,120)</b>	<b>(F)</b>
Support Services	435,900	484,101	48,201	(A)
Capital Charges	710,700	578,457	(132,243)	(F)
Recharges	-	(327,600)	(327,600)	(F)
<b>NET EXPENDITURE / (INCOME) TO SUMMARY</b>	<b>(124,800)</b>	<b>(663,562)</b>	<b>(538,762)</b>	<b>(F)</b>

**Variations:****Premises:**

Revised Repair and Maintenance programme	26,300	(A)
Increased utility costs	21,500	(A)

**Third Party Payments:**

Share of Station Approach income due to Waterloo Housing Association	116,200	(A)
--	---------	-----

**Other Grants and Contributions:**

Contribution from Waterloo Housing Association towards running costs of Station Approach	(57,700)	(F)
--	----------	-----

**Fees and Charges:**

Station Approach income (due to Waterloo Housing Association)	(116,200)	(F)
Increased fee income	(76,400)	(F)

**Support Services:**

Changes in allocations	48,200	(A)
------------------------	--------	-----

**Capital Charges:**

Changes in depreciation charges	(132,200)	(F)
---------------------------------	-----------	-----

**Recharges:**

Ranger Service charged out	(327,600)	(F)
----------------------------	-----------	-----

**NEIGHBOURHOOD SERVICES**

	LATEST BUDGET 2015/16 £	ACTUAL 2015/16 £	VARIATION 2015/16 £
<b>S1250 WCC HIGHWAYS</b>			
<b>DIRECT EXPENDITURE</b>			
Supplies and Services	1,100	1,092	(8) (F)
Third Party Payments	106,400	100,434	(5,966) (F)
<b>TOTAL DIRECT EXPENDITURE</b>	<b>107,500</b>	<b>101,526</b>	<b>(5,974) (F)</b>
<b>DIRECT INCOME</b>			
Other Grants and Contributions	(112,300)	(113,311)	(1,011) (F)
<b>TOTAL DIRECT INCOME</b>	<b>(112,300)</b>	<b>(113,311)</b>	<b>(1,011) (F)</b>
<b>NET DIRECT EXPENDITURE / (INCOME)</b>	<b>(4,800)</b>	<b>(11,785)</b>	<b>(6,985) (F)</b>
Support Services	26,000	29,429	3,429 (A)
<b>NET EXPENDITURE / (INCOME) TO SUMMARY</b>	<b>21,200</b>	<b>17,644</b>	<b>(3,556) (F)</b>

**S1258 GREEN SPACES CONTRACT MGT**

<b>DIRECT EXPENDITURE</b>			
Premises	4,300	4,315	15 (A)
Supplies and Services	227,500	219,654	(7,846) (F)
Third Party Payments	117,300	115,234	(2,066) (F)
<b>TOTAL DIRECT EXPENDITURE</b>	<b>349,100</b>	<b>339,203</b>	<b>(9,897) (F)</b>
<b>DIRECT INCOME</b>			
Other Grants and Contributions	(43,700)	(39,643)	4,057 (A)
Sales	-	(550)	(550) (F)
Other Income	-	(3,703)	(3,703) (F)
<b>TOTAL DIRECT INCOME</b>	<b>(43,700)</b>	<b>(43,896)</b>	<b>(196) (F)</b>
<b>NET DIRECT EXPENDITURE / (INCOME)</b>	<b>305,400</b>	<b>295,307</b>	<b>(10,093) (F)</b>
Support Services	192,700	180,144	(12,556) (F)
<b>NET EXPENDITURE / (INCOME) TO SUMMARY</b>	<b>498,100</b>	<b>475,451</b>	<b>(22,649) (F)</b>

**Variations:****Support Services:**

Changes in allocations

(12,600) (F)

**NEIGHBOURHOOD SERVICES**

	LATEST BUDGET 2015/16 £	ACTUAL 2015/16 £	VARIATION 2015/16 £	
<b>S1270 GREEN SPACE DEVELOPMENT</b>				
<b>DIRECT EXPENDITURE</b>				
Premises	666,800	247,768	(419,032)	(F)
Supplies and Services	94,200	98,197	3,997	(A)
Third Party Payments	866,100	878,960	12,860	(A)
<b>TOTAL DIRECT EXPENDITURE</b>	<b>1,627,100</b>	<b>1,224,925</b>	<b>(402,175)</b>	<b>(F)</b>
<b>DIRECT INCOME</b>				
Other Grants and Contributions	(734,900)	(934,080)	(199,180)	(F)
Other Income	(14,800)	(6,369)	8,431	(A)
Fees and Charges	(5,000)	(5,150)	(150)	(F)
Rents	(33,000)	(33,646)	(646)	(F)
<b>TOTAL DIRECT INCOME</b>	<b>(787,700)</b>	<b>(979,245)</b>	<b>(191,545)</b>	<b>(F)</b>
<b>NET DIRECT EXPENDITURE / (INCOME)</b>	<b>839,400</b>	<b>245,680</b>	<b>(593,720)</b>	<b>(F)</b>
Support Services	313,800	790,905	477,105	(A)
Capital Charges	184,000	182,915	(1,085)	(F)
<b>NET EXPENDITURE / (INCOME) TO SUMMARY</b>	<b>1,337,200</b>	<b>1,219,500</b>	<b>(117,700)</b>	<b>(F)</b>

**Variations:****Premises:**

Repairs and Maintenance works delayed	(351,100)	(F)
Reduced water charges	(11,500)	(F)
Reduced Grounds Maintenance charges	(50,200)	(F)

**Third Party Payments:**

Declassified Capital Expenditure	20,500	(A)
----------------------------------	--------	-----

**Other Grants and Contributions:**

Open Space Planning Gain Reserve Contributions	(177,800)	(F)
Contribution towards Pump Room Garden Project	(19,500)	(F)

**Support Services:**

Changes in allocations	210,800	(A)
Ranger Service	266,300	(A)

**NEIGHBOURHOOD SERVICES**

	LATEST BUDGET 2015/16 £	ACTUAL 2015/16 £	VARIATION 2015/16 £	
<b>S1320 BEREAVEMENT SERVICES</b>				
<b>DIRECT EXPENDITURE</b>				
Employees	230,000	236,255	6,255	(A)
Premises	507,500	386,027	(121,473)	(F)
Transport	6,300	5,236	(1,064)	(F)
Supplies and Services	139,300	123,802	(15,498)	(F)
Third Party Payments	122,300	137,449	15,149	(A)
<b>TOTAL DIRECT EXPENDITURE</b>	<b>1,005,400</b>	<b>888,769</b>	<b>(116,631)</b>	<b>(F)</b>
<b>DIRECT INCOME</b>				
Other Grants and Contributions	(2,900)	(13,636)	(10,736)	(F)
Other Income	(100)	(4,471)	(4,371)	(F)
Fees and Charges	(1,076,200)	(1,423,435)	(347,235)	(F)
Rents	(23,900)	(25,905)	(2,005)	(F)
<b>TOTAL DIRECT INCOME</b>	<b>(1,103,100)</b>	<b>(1,467,447)</b>	<b>(364,347)</b>	<b>(F)</b>
<b>NET DIRECT EXPENDITURE / (INCOME)</b>	<b>(97,700)</b>	<b>(578,678)</b>	<b>(480,978)</b>	<b>(F)</b>
Support Services	112,900	77,474	(35,426)	(F)
Capital Charges	120,300	87,263	(33,037)	(F)
<b>NET EXPENDITURE / (INCOME) TO SUMMARY</b>	<b>135,500</b>	<b>(413,941)</b>	<b>(549,441)</b>	<b>(F)</b>

**Variations:****Premises:**

Repairs and Maintenance works delayed	(44,400)	(F)
Revised Repairs and Maintenance Programme	(57,300)	(F)
Reduced energy costs	(20,700)	(F)

**Supplies and Services:**

Crematorium generator - see Earmarked Reserve Requests	(11,000)	(F)
--	----------	-----

**Third Party Payments:**

Declassified Capital Expenditure	11,400	(A)
----------------------------------	--------	-----

**Other Grants and Contributions:**

Cameo Abatement of Mercury Contribution	(13,400)	(F)
---	----------	-----

**Fees and Charges:**

Additional fee income	(347,200)	(F)
-----------------------	-----------	-----

**Support Services:**

Changes in allocations	(35,400)	(F)
------------------------	----------	-----

**Capital Charges:**

Changes in depreciation charges	(33,000)	(F)
---------------------------------	----------	-----



**NEIGHBOURHOOD SERVICES**

	LATEST BUDGET 2015/16 £	ACTUAL 2015/16 £	VARIATION 2015/16 £
<b>S3100 ONE STOP SHOPS</b>			
<b>DIRECT EXPENDITURE</b>			
Employees	220,800	204,319	(16,481) (F)
Transport	700	236	(464) (F)
Supplies and Services	2,700	(5,192)	(7,892) (F)
<b>TOTAL DIRECT EXPENDITURE</b>	<b>224,200</b>	<b>199,363</b>	<b>(24,837) (F)</b>
<b>DIRECT INCOME</b>			
Other Income	-	(961)	(961) (F)
<b>TOTAL DIRECT INCOME</b>	<b>-</b>	<b>(961)</b>	<b>(961) (F)</b>
<b>NET DIRECT EXPENDITURE / (INCOME)</b>	<b>224,200</b>	<b>198,402</b>	<b>(25,798) (F)</b>
Support Services	19,100	21,926	2,826 (A)
Recharges	(217,000)	(220,125)	(3,125) (F)
<b>NET EXPENDITURE / (INCOME) TO SUMMARY</b>	<b>26,300</b>	<b>203</b>	<b>(26,097) (F)</b>

**Variations:****Employees:**

Staff vacancies

(14,700) (F)

**S3200 RECEPTION FACILITIES & LEAMINGTON OSS**

<b>DIRECT EXPENDITURE</b>			
Employees	205,700	173,734	(31,966) (F)
Transport	300	20	(280) (F)
Supplies and Services	1,700	2,051	351 (A)
<b>TOTAL DIRECT EXPENDITURE</b>	<b>207,700</b>	<b>175,805</b>	<b>(31,895) (F)</b>
Support Services	108,300	125,060	16,760 (A)
Recharges	(269,700)	(300,865)	(31,165) (F)
<b>NET EXPENDITURE / (INCOME) TO SUMMARY</b>	<b>46,300</b>	<b>-</b>	<b>(46,300) (F)</b>

**Variations:****Employees:**

Staff vacancies

(31,400) (F)

**Support Services:**

Changes in allocations

16,800 (A)

**Recharges:**

Change in costs to be allocated

(31,200) (F)

NEIGHBOURHOOD SERVICES

	LATEST BUDGET 2015/16 £	ACTUAL 2015/16 £	VARIATION 2015/16 £
<b>S3400 PAYMENT CHANNELS</b>			
<b>DIRECT EXPENDITURE</b>			
Supplies and Services	34,000	30,569	(3,431) (F)
Third Party Payments	131,200	139,763	8,563 (A)
<b>TOTAL DIRECT EXPENDITURE</b>	<b>165,200</b>	<b>170,332</b>	<b>5,132 (A)</b>
Support Services	14,100	20,945	6,845 (A)
Recharges	(119,300)	(191,222)	(71,922) (F)
<b>NET EXPENDITURE / (INCOME) TO SUMMARY</b>	<b>60,000</b>	<b>55</b>	<b>(59,945) (F)</b>

Variations:Recharges:

Change in costs to be allocated

(71,900) (F)

**NEIGHBOURHOOD SERVICES**

	LATEST BUDGET 2015/16 £	ACTUAL 2015/16 £	VARIATION 2015/16 £
<b>S3450 CUSTOMER SERVICE CENTRE</b>			
<b>DIRECT EXPENDITURE</b>			
Employees	600,700	491,597	(109,103) (F)
Transport	1,700	2,831	1,131 (A)
Supplies and Services	537,200	405,219	(131,981) (F)
Third Party Payments	51,800	32,295	(19,505) (F)
<b>TOTAL DIRECT EXPENDITURE</b>	<b>1,191,400</b>	<b>931,942</b>	<b>(259,458) (F)</b>
<b>DIRECT INCOME</b>			
Other Grants and Contributions	(470,600)	(352,498)	118,102 (A)
<b>TOTAL DIRECT INCOME</b>	<b>(470,600)</b>	<b>(352,498)</b>	<b>118,102 (A)</b>
<b>NET DIRECT EXPENDITURE / (INCOME)</b>	<b>720,800</b>	<b>579,444</b>	<b>(141,356) (F)</b>
Support Services	79,500	43,736	(35,764) (F)
Recharges	(767,100)	(623,180)	143,920 (A)
<b>NET EXPENDITURE / (INCOME) TO SUMMARY</b>	<b>33,200</b>	<b>-</b>	<b>(33,200) (F)</b>

**Variations:**Employees:

Staff vacancies / early contract termination	(79,800) (F)
IAS19 Pension adjustments	(25,300) (F)

Supplies and Services:

Shared Service - early contract termination	(117,300) (F)
IT costs - early contract termination	(13,400) (F)

Third Party Payments:

Customer Service Centre Review	(19,800) (F)
--------------------------------	--------------

Other Grants and Contributions:

Shared Service - early contract termination	(118,100) (F)
---	---------------

Support Services:

Changes in allocations	(35,800) (F)
------------------------	--------------

Recharges:

Change in costs to be allocated	143,900 (A)
---------------------------------	-------------

**NEIGHBOURHOOD SERVICES**

	LATEST BUDGET 2015/16 £	ACTUAL 2015/16 £	VARIATION 2015/16 £	
<b>S4060 STREET CLEANSING</b>				
<b>DIRECT EXPENDITURE</b>				
Premises	25,000	24,315	(685)	(F)
Transport	800	800	-	
Supplies and Services	38,900	34,818	(4,082)	(F)
Third Party Payments	964,200	980,115	15,915	(A)
<b>TOTAL DIRECT EXPENDITURE</b>	<b>1,028,900</b>	<b>1,040,048</b>	<b>11,148</b>	<b>(A)</b>
Support Services	151,900	131,727	(20,173)	(F)
<b>NET EXPENDITURE / (INCOME) TO SUMMARY</b>	<b>1,180,800</b>	<b>1,171,775</b>	<b>(9,025)</b>	<b>(F)</b>

**Variations:**Employees:

Cleansing contract	14,900	(A)
--------------------	--------	-----

Support Services:

Changes in allocations	(20,200)	(F)
------------------------	----------	-----

**S4090 WASTE MANAGEMENT**

<b>DIRECT EXPENDITURE</b>				
Employees	540,100	555,982	15,882	(A)
Premises	-	4	4	(A)
Transport	24,100	15,678	(8,422)	(F)
Supplies and Services	37,600	31,087	(6,513)	(F)
Third Party Payments	2,900	233	(2,667)	(F)
<b>TOTAL DIRECT EXPENDITURE</b>	<b>604,700</b>	<b>602,984</b>	<b>(1,716)</b>	<b>(F)</b>
Support Services	143,400	213,083	69,683	(A)
Recharges	(749,300)	(815,426)	(66,126)	(F)
<b>NET EXPENDITURE / (INCOME) TO SUMMARY</b>	<b>(1,200)</b>	<b>641</b>	<b>1,841</b>	<b>(A)</b>

**Variations:**Employees:

IAS19 Pension adjustments	14,400	(A)
---------------------------	--------	-----

Support Services:

Changes in allocations	69,700	(A)
------------------------	--------	-----

Recharges:

Change in costs to be allocated	(66,100)	(F)
---------------------------------	----------	-----

**NEIGHBOURHOOD SERVICES**

	LATEST BUDGET 2015/16 £	ACTUAL 2015/16 £	VARIATION 2015/16 £
<b>S4130 WASTE COLLECTION</b>			
<b>DIRECT EXPENDITURE</b>			
Transport	800	800	-
Supplies and Services	3,900	4,370	470 (A)
Third Party Payments	2,084,500	2,125,412	40,912 (A)
<b>TOTAL DIRECT EXPENDITURE</b>	<b>2,089,200</b>	<b>2,130,582</b>	<b>41,382 (A)</b>
<b>DIRECT INCOME</b>			
Other Income	(420,000)	(473,831)	(53,831) (F)
Fees and Charges	(57,200)	(59,584)	(2,384) (F)
<b>TOTAL DIRECT INCOME</b>	<b>(477,200)</b>	<b>(533,415)</b>	<b>(56,215) (F)</b>
<b>NET DIRECT EXPENDITURE / (INCOME)</b>	<b>1,612,000</b>	<b>1,597,167</b>	<b>(14,833) (F)</b>
Support Services	412,900	321,366	(91,534) (F)
Capital Charges	245,000	244,961	(39) (F)
<b>NET EXPENDITURE / (INCOME) TO SUMMARY</b>	<b>2,269,900</b>	<b>2,163,494</b>	<b>(106,406) (F)</b>

**Variations:****Third Party Payments:**

Declassified capital expenditure 46,500 (A)

**Other Income:**

Additional recycling credits (53,800) (F)

**Support Services:**

Changes in allocations (91,500) (F)

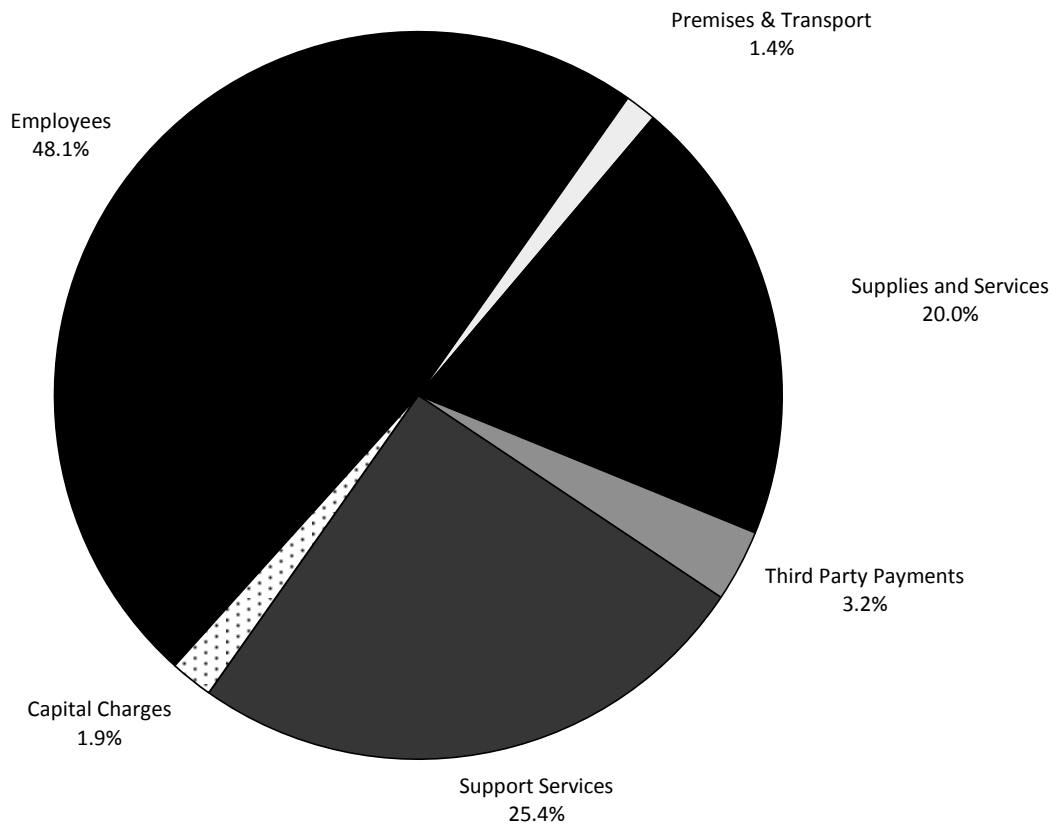
**S4180 ABANDONED VEHICLES****INDIRECT EXPENDITURE**

Support Services 300 1,201 901 (A)

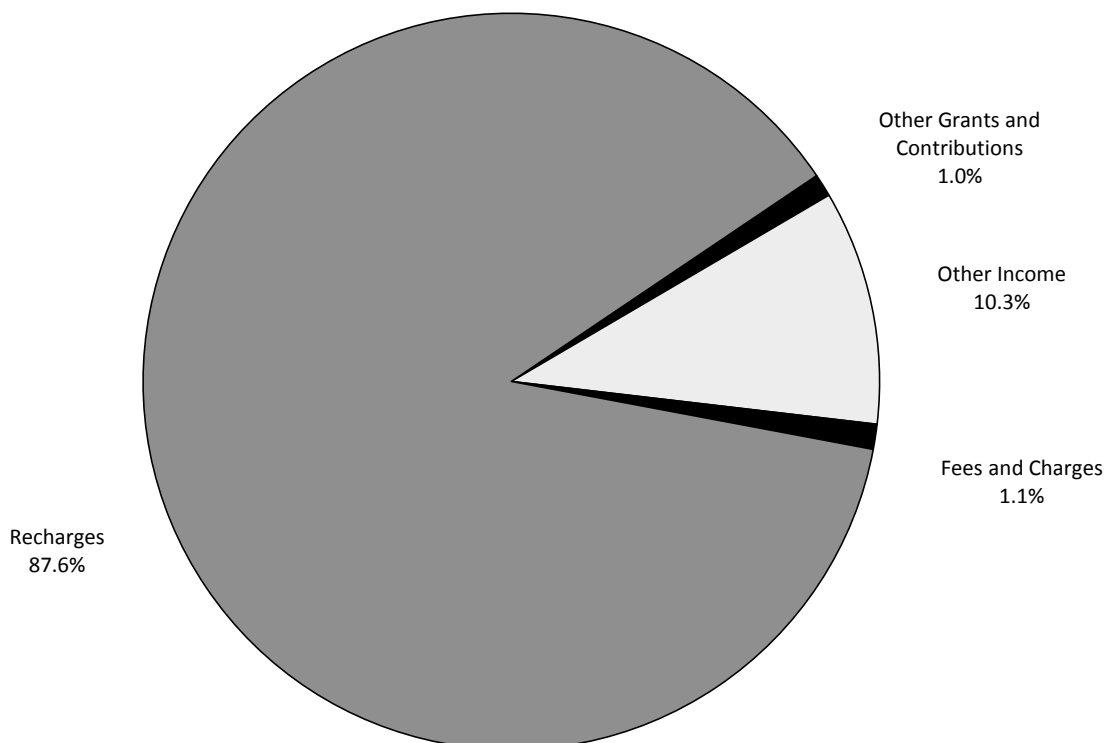
**NET EXPENDITURE / (INCOME) TO SUMMARY****300 1,201 901 (A)**

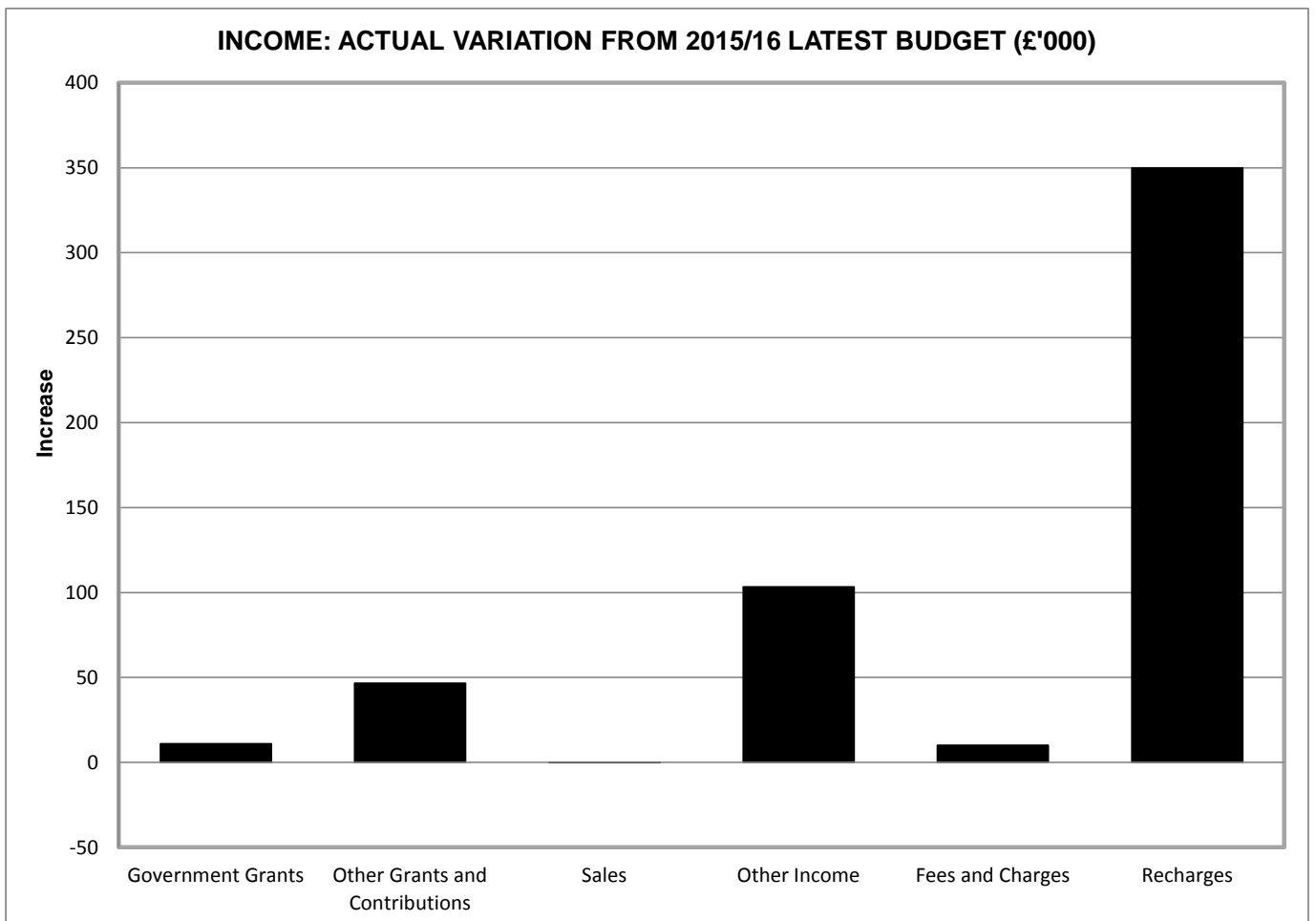
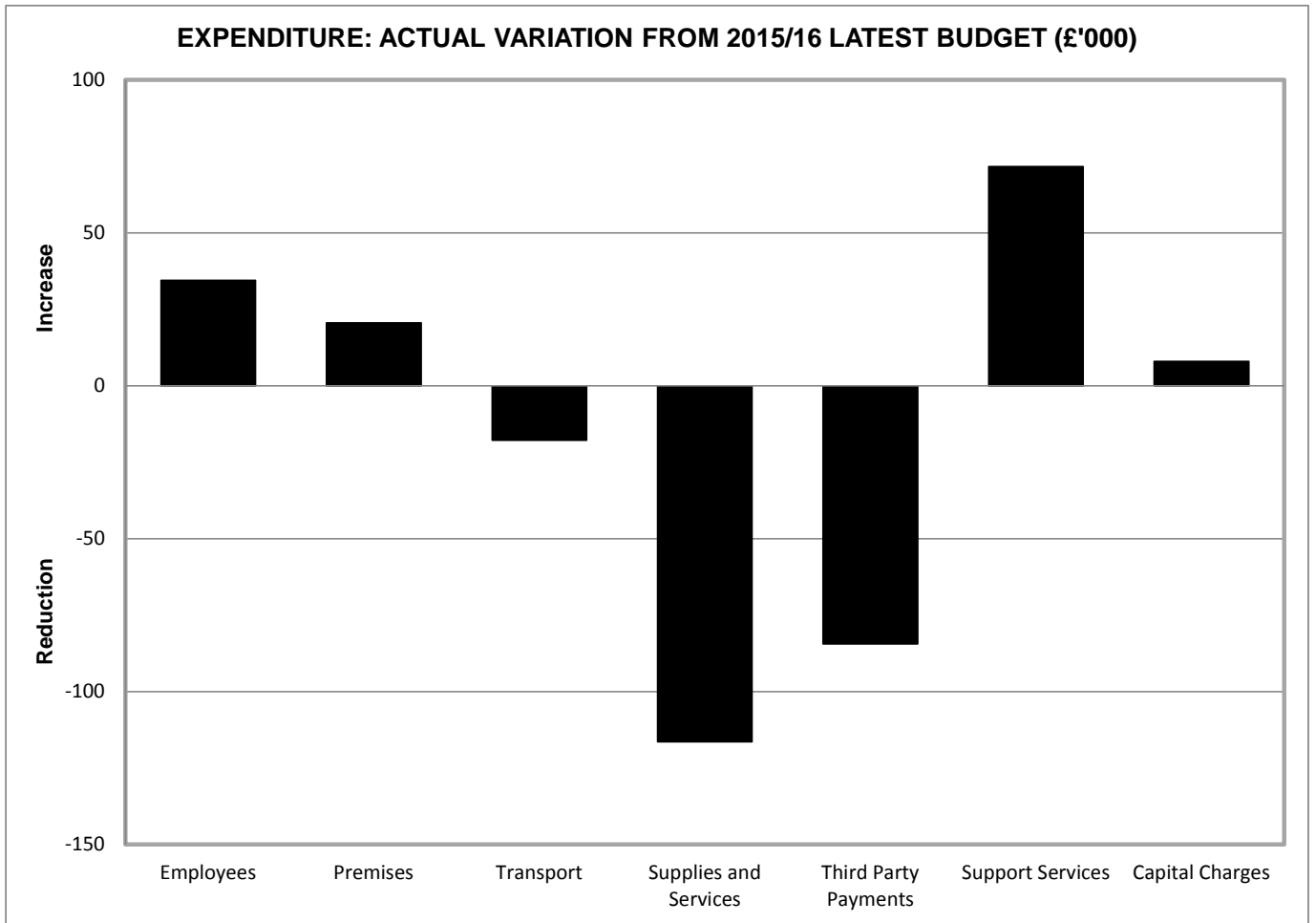
	LATEST BUDGET 2015/16 £	ACTUAL 2015/16 £	VARIATION 2015/16 £	
<b><u>STRATEGIC LEADERSHIP</u></b>				
S2000 CHIEF EXECUTIVE'S OFFICE	(61,300)	20,001	81,301	(A)
S2010 CORPORATE PROJECTS	246,500	24,710	(221,790)	(F)
S2020 CORPORATE MANAGEMENT - CHIEF EXECUTIVE	5,500	742	(4,758)	(F)
S2060 HUMAN RESOURCES	63,800	9,615	(54,185)	(F)
S2080 MEMBER TRAINING	5,600	5,948	348	(A)
S2100 ORGANISATIONAL DEVELOPMENT	1,400	9	(1,391)	(F)
S2121 CONSULTATION	4,600	-	(4,600)	(F)
S2200 COMMITTEE SERVICES	81,900	(6)	(81,906)	(F)
S2220 DEMOCRATIC REPRESENTATION	938,200	924,768	(13,432)	(F)
S2240 ELECTIONS	171,000	197,222	26,222	(A)
S2260 ELECTORAL REGISTRATION	287,800	284,912	(2,888)	(F)
S2280 CHAIR OF THE COUNCIL	57,400	61,931	4,531	(A)
S2340 MEDIA ROOM	45,400	28,148	(17,252)	(F)
S3210 ASSIST TRAVEL-TRANSPORT TOKENS	55,700	50,725	(4,975)	(F)
S3215 ASSISTED TRAVEL (WCC)	-	50	50	(A)
S3350 DOCUMENT MANAGEMENT CENTRE	99,200	-	(99,200)	(F)
S3452 CUSTOMER CONTACT MANAGER	1,900	-	(1,900)	(F)
S3470 WEB SERVICES	101,000	-	(101,000)	(F)
S3500 ICT SERVICES	96,400	(7,482)	(103,882)	(F)
S4871 LEGAL SERVICES (SHARED SERVICE WCC)	4,900	900	(4,000)	(F)
<b>TOTAL STRATEGIC LEADERSHIP</b>	<b>2,206,900</b>	<b>1,602,193</b>	<b>(604,707)</b>	<b>(F)</b>
 <b><u>SUBJECTIVE ANALYSIS:</u></b>				
<b><u>EXPENDITURE:</u></b>				
Employees	3,024,700	3,059,175	34,475	(A)
Premises	54,100	74,725	20,625	(A)
Transport	31,500	13,736	(17,764)	(F)
Supplies and Services	1,386,500	1,270,058	(116,442)	(F)
Third Party Payments	289,000	204,551	(84,449)	(F)
Support Services	1,542,900	1,614,611	71,711	(A)
Capital Charges	113,500	121,497	7,997	(A)
<b>TOTAL EXPENDITURE</b>	<b>6,442,200</b>	<b>6,358,353</b>	<b>(83,847)</b>	<b>(F)</b>
 <b><u>INCOME:</u></b>				
Government Grants	-	(10,963)	(10,963)	(F)
Other Grants and Contributions	-	(46,668)	(46,668)	(F)
Sales	(2,400)	(2,181)	219	(A)
Other Income	(374,600)	(477,965)	(103,365)	(F)
Fees and Charges	(44,000)	(54,123)	(10,123)	(F)
Recharges	(3,814,300)	(4,164,260)	(349,960)	(F)
<b>TOTAL INCOME</b>	<b>(4,235,300)</b>	<b>(4,756,160)</b>	<b>(520,860)</b>	<b>(F)</b>
 <b>NET EXPENDITURE</b>	 <b>2,206,900</b>	 <b>1,602,193</b>	 <b>(604,707)</b>	 <b>(F)</b>

### ACTUAL STRATEGIC LEADERSHIP EXPENDITURE 2015/16



### ACTUAL STRATEGIC LEADERSHIP INCOME 2015/16







**STRATEGIC LEADERSHIP**

	<b>LATEST BUDGET 2015/16 £</b>	<b>ACTUAL 2015/16 £</b>	<b>VARIATION 2015/16 £</b>	
<b>S2000 CHIEF EXECUTIVE'S OFFICE</b>				
<b>DIRECT EXPENDITURE</b>				
Employees	416,500	422,183	5,683	(A)
Transport	2,000	619	(1,381)	(F)
Supplies and Services	28,400	29,950	1,550	(A)
Third Party Payments	22,100	18,660	(3,440)	(F)
<b>TOTAL DIRECT EXPENDITURE</b>	<b>469,000</b>	<b>471,412</b>	<b>2,412</b>	<b>(A)</b>
<b>DIRECT INCOME</b>				
Other Income	-	(720)	(720)	(F)
<b>TOTAL DIRECT INCOME</b>	<b>-</b>	<b>(720)</b>	<b>(720)</b>	<b>(F)</b>
<b>NET DIRECT EXPENDITURE / (INCOME)</b>	<b>469,000</b>	<b>470,692</b>	<b>1,692</b>	<b>(A)</b>
Support Services	76,400	80,794	4,394	(A)
Recharges	(606,700)	(531,485)	75,215	(A)
<b>NET EXPENDITURE / (INCOME) TO SUMMARY</b>	<b>(61,300)</b>	<b>20,001</b>	<b>81,301</b>	<b>(A)</b>

**Variations:****Recharges:**

Change in costs to be allocated

75,200 (A)

STRATEGIC LEADERSHIP

	LATEST BUDGET 2015/16 £	ACTUAL 2015/16 £	VARIATION 2015/16 £	
<b>S2010 CORPORATE PROJECTS</b>				
<b>DIRECT EXPENDITURE</b>				
Employees	116,700	116,730	30	(A)
Transport	400	448	48	(A)
Supplies and Services	500	818	318	(A)
Third Party Payments	120,900	66,810	(54,090)	(F)
<b>TOTAL DIRECT EXPENDITURE</b>	<b>238,500</b>	<b>184,806</b>	<b>(53,694)</b>	<b>(F)</b>
<b>DIRECT INCOME</b>				
Other Grants and Contributions	-	(46,668)	(46,668)	(F)
<b>TOTAL DIRECT INCOME</b>	<b>-</b>	<b>(46,668)</b>	<b>(46,668)</b>	<b>(F)</b>
<b>NET DIRECT EXPENDITURE / (INCOME)</b>	<b>238,500</b>	<b>138,138</b>	<b>(100,362)</b>	<b>(F)</b>
Support Services	8,000	8,223	223	(A)
Recharges	-	(121,651)	(121,651)	(F)
<b>NET EXPENDITURE / (INCOME) TO SUMMARY</b>	<b>246,500</b>	<b>24,710</b>	<b>(221,790)</b>	<b>(F)</b>

**Variations:**Third Party Payments:

Riverside House relocation - slippage	(87,200)	(F)
Refurbish St Michael's House	37,500	(A)

Other Grants and Contributions:

Contributions re Refurbishment of St Michael's House	(46,700)	(F)
--	----------	-----

Recharges:

Change in costs to be allocated	(121,700)	(F)
---------------------------------	-----------	-----

**S2020 CORPORATE MANAGEMENT - CHIEF EXECUTIVE**

<b>DIRECT EXPENDITURE</b>				
Supplies and Services	2,900	382	(2,518)	(F)
Third Party Payments	2,600	-	(2,600)	(F)
<b>TOTAL DIRECT EXPENDITURE</b>	<b>5,500</b>	<b>382</b>	<b>(5,118)</b>	<b>(F)</b>
Support Services	-	360	360	(A)
<b>NET EXPENDITURE / (INCOME) TO SUMMARY</b>	<b>5,500</b>	<b>742</b>	<b>(4,758)</b>	<b>(F)</b>

**STRATEGIC LEADERSHIP**

	LATEST BUDGET 2015/16 £	ACTUAL 2015/16 £	VARIATION 2015/16 £	
<b>S2060 HUMAN RESOURCES</b>				
<b>DIRECT EXPENDITURE</b>				
Employees	413,400	422,060	8,660	(A)
Transport	500	453	(47)	(F)
Supplies and Services	55,100	40,872	(14,228)	(F)
Third Party Payments	28,800	24,641	(4,159)	(F)
<b>TOTAL DIRECT EXPENDITURE</b>	<b>497,800</b>	<b>488,026</b>	<b>(9,774)</b>	<b>(F)</b>
<b>DIRECT INCOME</b>				
Fees and Charges	-	(33)	(33)	(F)
<b>TOTAL DIRECT INCOME</b>	<b>-</b>	<b>(33)</b>	<b>(33)</b>	<b>(F)</b>
<b>NET DIRECT EXPENDITURE / (INCOME)</b>	<b>497,800</b>	<b>487,993</b>	<b>(9,807)</b>	<b>(F)</b>
Support Services	84,900	119,595	34,695	(A)
Recharges	(518,900)	(597,973)	(79,073)	(F)
<b>NET EXPENDITURE / (INCOME) TO SUMMARY</b>	<b>63,800</b>	<b>9,615</b>	<b>(54,185)</b>	<b>(F)</b>

**Variations:**Supplies and Services:

Payroll Contract - see Earmarked Reserve requests	(11,000)	(F)
---	----------	-----

Support Services:

Changes in allocations	34,700	(A)
------------------------	--------	-----

Recharges:

Change in costs to be allocated	(79,100)	(F)
---------------------------------	----------	-----

**S2080 MEMBER TRAINING**

<b>DIRECT EXPENDITURE</b>				
Employees	4,600	5,948	1,348	(A)
<b>TOTAL DIRECT EXPENDITURE</b>	<b>4,600</b>	<b>5,948</b>	<b>1,348</b>	<b>(A)</b>
Support Services	1,000	-	(1,000)	(F)
<b>NET EXPENDITURE / (INCOME) TO SUMMARY</b>	<b>5,600</b>	<b>5,948</b>	<b>348</b>	<b>(A)</b>

STRATEGIC LEADERSHIP

	LATEST BUDGET 2015/16 £	ACTUAL 2015/16 £	VARIATION 2015/16 £
<b>S2100 ORGANISATIONAL DEVELOPMENT</b>			
<b>DIRECT EXPENDITURE</b>			
Employees	93,100	90,911	(2,189) (F)
Transport	400	60	(340) (F)
Supplies and Services	2,400	1,801	(599) (F)
Third Party Payments	4,300	-	(4,300) (F)
	<hr/>	<hr/>	<hr/>
<b>TOTAL DIRECT EXPENDITURE</b>	<b>100,200</b>	<b>92,772</b>	<b>(7,428) (F)</b>
Support Services	93,400	62,525	(30,875) (F)
Recharges	(192,200)	(155,288)	36,912 (A)
	<hr/>	<hr/>	<hr/>
<b>NET EXPENDITURE / (INCOME) TO SUMMARY</b>	<b>1,400</b>	<b>9</b>	<b>(1,391) (F)</b>
	<hr/> <hr/>	<hr/> <hr/>	<hr/> <hr/>

Variations:Support Services:

Changes in allocations	(30,900) (F)
------------------------	--------------

Recharges:

Change in costs to be allocated	36,900 (A)
---------------------------------	------------

**S2121 CONSULTATION****DIRECT EXPENDITURE**

Third Party Payments	4,600	-	(4,600) (F)
	<hr/>	<hr/>	<hr/>

**NET EXPENDITURE / (INCOME) TO SUMMARY**

	<b>4,600</b>	<b>-</b>	<b>(4,600) (F)</b>
	<hr/> <hr/>	<hr/> <hr/>	<hr/> <hr/>

**STRATEGIC LEADERSHIP**

	LATEST BUDGET 2015/16 £	ACTUAL 2015/16 £	VARIATION 2015/16 £
<b>S2200 COMMITTEE SERVICES</b>			
<b>DIRECT EXPENDITURE</b>			
Employees	194,900	182,973	(11,927) (F)
Transport	400	187	(213) (F)
Supplies and Services	24,200	20,220	(3,980) (F)
Third Party Payments	38,000	30,330	(7,670) (F)
	<hr/>	<hr/>	<hr/>
<b>TOTAL DIRECT EXPENDITURE</b>	<b>257,500</b>	<b>233,710</b>	<b>(23,790) (F)</b>
Support Services	72,700	103,130	30,430 (A)
Recharges	(248,300)	(336,846)	(88,546) (F)
	<hr/>	<hr/>	<hr/>
<b>NET EXPENDITURE / (INCOME) TO SUMMARY</b>	<b>81,900</b>	<b>(6)</b>	<b>(81,906) (F)</b>
	<hr/> <hr/>	<hr/> <hr/>	<hr/> <hr/>

**Variations:**

<u>Employees:</u>			
Staff vacancies			(9,500) (F)
<u>Support Services:</u>			
Changes in allocations			30,400 (A)
<u>Recharges:</u>			
Change in costs to be allocated			(88,500) (F)

**S2220 DEMOCRATIC REPRESENTATION**

<b>DIRECT EXPENDITURE</b>			
Employees	23,500	7,812	(15,688) (F)
Transport	8,900	5,286	(3,614) (F)
Supplies and Services	328,400	315,271	(13,129) (F)
Third Party Payments	14,900	3,178	(11,722) (F)
	<hr/>	<hr/>	<hr/>
<b>TOTAL DIRECT EXPENDITURE</b>	<b>375,700</b>	<b>331,547</b>	<b>(44,153) (F)</b>
Support Services	634,700	665,424	30,724 (A)
Capital Charges	1,300	1,297	(3) (F)
Recharges	(73,500)	(73,500)	-
	<hr/>	<hr/>	<hr/>
<b>NET EXPENDITURE / (INCOME) TO SUMMARY</b>	<b>938,200</b>	<b>924,768</b>	<b>(13,432) (F)</b>
	<hr/> <hr/>	<hr/> <hr/>	<hr/> <hr/>

**Variations:**

<u>Third Party Payments:</u>			
Fees not required			(9,200) (F)
<u>Support Services:</u>			
Changes in allocations			30,700 (A)

**STRATEGIC LEADERSHIP**

	LATEST BUDGET 2015/16 £	ACTUAL 2015/16 £	VARIATION 2015/16 £	
<b>S2240 ELECTIONS</b>				
<b>DIRECT EXPENDITURE</b>				
Employees	220,100	273,807	53,707	(A)
Premises	50,500	74,725	24,225	(A)
Transport	8,900	418	(8,482)	(F)
Supplies and Services	153,900	173,717	19,817	(A)
<b>TOTAL DIRECT EXPENDITURE</b>	<b>433,400</b>	<b>522,667</b>	<b>89,267</b>	<b>(A)</b>
<b>DIRECT INCOME</b>				
Other Income	(314,700)	(403,480)	(88,780)	(F)
<b>TOTAL DIRECT INCOME</b>	<b>(314,700)</b>	<b>(403,480)</b>	<b>(88,780)</b>	<b>(F)</b>
<b>NET DIRECT EXPENDITURE / (INCOME)</b>	<b>118,700</b>	<b>119,187</b>	<b>487</b>	<b>(A)</b>
Support Services	52,300	78,035	25,735	(A)
<b>NET EXPENDITURE / (INCOME) TO SUMMARY</b>	<b>171,000</b>	<b>197,222</b>	<b>26,222</b>	<b>(A)</b>

**Variations:**Employees:

District Council Elections	29,400	(A)
Parish / Town Elections	8,800	(A)
Parliamentary Election	15,900	(A)

Premises:

Parliamentary Election	17,800	(A)
------------------------	--------	-----

Supplies and Services:

Parliamentary Election	10,000	(A)
------------------------	--------	-----

Other Income:

Parish / Town Elections	(56,800)	(F)
Parliamentary Election	(27,500)	(F)

Support Services:

Changes in allocations	25,700	(A)
------------------------	--------	-----

**STRATEGIC LEADERSHIP**

	LATEST BUDGET 2015/16 £	ACTUAL 2015/16 £	VARIATION 2015/16 £	
<b>S2260 ELECTORAL REGISTRATION</b>				
<b>DIRECT EXPENDITURE</b>				
Employees	99,900	100,143	243	(A)
Premises	3,000	-	(3,000)	(F)
Transport	500	1,366	866	(A)
Supplies and Services	125,900	120,198	(5,702)	(F)
Third Party Payments	3,000	2,954	(46)	(F)
<b>TOTAL DIRECT EXPENDITURE</b>	<b>232,300</b>	<b>224,661</b>	<b>(7,639)</b>	<b>(F)</b>
<b>DIRECT INCOME</b>				
Government Grants	-	(10,963)	(10,963)	(F)
Sales	(2,400)	(2,181)	219	(A)
<b>TOTAL DIRECT INCOME</b>	<b>(2,400)</b>	<b>(13,144)</b>	<b>(10,744)</b>	<b>(F)</b>
<b>NET DIRECT EXPENDITURE / (INCOME)</b>	<b>229,900</b>	<b>211,517</b>	<b>(18,383)</b>	<b>(F)</b>
Support Services	73,600	89,095	15,495	(A)
Recharges	(15,700)	(15,700)	-	
<b>NET EXPENDITURE / (INCOME) TO SUMMARY</b>	<b>287,800</b>	<b>284,912</b>	<b>(2,888)</b>	<b>(F)</b>

**Variations:**Government Grants:

Contribution towards Individual Electoral Registration costs	(11,000)	(F)
--	----------	-----

Support Services:

Changes in allocations	15,500	(A)
------------------------	--------	-----

**S2280 CHAIR OF THE COUNCIL**

<b>DIRECT EXPENDITURE</b>				
Employees	25,400	29,280	3,880	(A)
Premises	600	-	(600)	(F)
Transport	3,700	2,572	(1,128)	(F)
Supplies and Services	20,000	27,867	7,867	(A)
<b>TOTAL DIRECT EXPENDITURE</b>	<b>49,700</b>	<b>59,719</b>	<b>10,019</b>	<b>(A)</b>
<b>DIRECT INCOME</b>				
Other Income	-	(10,701)	(10,701)	(F)
<b>TOTAL DIRECT INCOME</b>	<b>-</b>	<b>(10,701)</b>	<b>(10,701)</b>	<b>(F)</b>
<b>NET DIRECT EXPENDITURE / (INCOME)</b>	<b>49,700</b>	<b>49,018</b>	<b>(682)</b>	<b>(F)</b>
Support Services	10,300	12,913	2,613	(A)
Recharges	(2,600)	-	2,600	(A)
<b>NET EXPENDITURE / (INCOME) TO SUMMARY</b>	<b>57,400</b>	<b>61,931</b>	<b>4,531</b>	<b>(A)</b>

**STRATEGIC LEADERSHIP**

	<b>LATEST BUDGET 2015/16 £</b>	<b>ACTUAL 2015/16 £</b>	<b>VARIATION 2015/16 £</b>
<b>S2340 MEDIA ROOM</b>			
<b>DIRECT EXPENDITURE</b>			
Employees	213,400	215,274	1,874 (A)
Transport	900	35	(865) (F)
Supplies and Services	75,200	56,734	(18,466) (F)
Third Party Payments	400	-	(400) (F)
	<hr/>	<hr/>	<hr/>
<b>TOTAL DIRECT EXPENDITURE</b>	<b>289,900</b>	<b>272,043</b>	<b>(17,857) (F)</b>
	<hr/>	<hr/>	<hr/>
<b>DIRECT INCOME</b>			
Other Income	(58,400)	(54,924)	3,476 (A)
Fees and Charges	(4,000)	(4,830)	(830) (F)
	<hr/>	<hr/>	<hr/>
<b>TOTAL DIRECT INCOME</b>	<b>(62,400)</b>	<b>(59,754)</b>	<b>2,646 (A)</b>
	<hr/>	<hr/>	<hr/>
<b>NET DIRECT EXPENDITURE / (INCOME)</b>	<b>227,500</b>	<b>212,289</b>	<b>(15,211) (F)</b>
	<hr/>	<hr/>	<hr/>
Support Services	88,900	86,109	(2,791) (F)
Capital Charges	31,200	31,173	(27) (F)
Recharges	(302,200)	(301,423)	777 (A)
	<hr/>	<hr/>	<hr/>
<b>NET EXPENDITURE / (INCOME) TO SUMMARY</b>	<b>45,400</b>	<b>28,148</b>	<b>(17,252) (F)</b>
	<hr/>	<hr/>	<hr/>

**Variations:****Supplies and Services:**

Less consumables used	(10,400) (F)
-----------------------	--------------



STRATEGIC LEADERSHIP

	LATEST BUDGET 2015/16 £	ACTUAL 2015/16 £	VARIATION 2015/16 £	
<b>S3210 ASSIST TRAVEL-TRANSPORT TOKENS</b>				
<b>DIRECT EXPENDITURE</b>				
Supplies and Services	200	530	330	(A)
Third Party Payments	40,000	45,125	5,125	(A)
<b>TOTAL DIRECT EXPENDITURE</b>	<b>40,200</b>	<b>45,655</b>	<b>5,455</b>	<b>(A)</b>
<b>DIRECT INCOME</b>				
Other Income	(1,500)	(5,520)	(4,020)	(F)
<b>TOTAL DIRECT INCOME</b>	<b>(1,500)</b>	<b>(5,520)</b>	<b>(4,020)</b>	<b>(F)</b>
<b>NET DIRECT EXPENDITURE / (INCOME)</b>	<b>38,700</b>	<b>40,135</b>	<b>1,435</b>	<b>(A)</b>
Support Services	17,000	10,590	(6,410)	(F)
<b>NET EXPENDITURE / (INCOME) TO SUMMARY</b>	<b>55,700</b>	<b>50,725</b>	<b>(4,975)</b>	<b>(F)</b>
<b>S3215 ASSISTED TRAVEL (WCC)</b>				
<b>DIRECT EXPENDITURE</b>				
Third Party Payments	-	1,570	1,570	(A)
<b>TOTAL DIRECT EXPENDITURE</b>	<b>-</b>	<b>1,570</b>	<b>1,570</b>	<b>(A)</b>
<b>DIRECT INCOME</b>				
Other Income	-	(1,520)	(1,520)	(F)
<b>TOTAL DIRECT INCOME</b>	<b>-</b>	<b>(1,520)</b>	<b>(1,520)</b>	<b>(F)</b>
<b>NET EXPENDITURE / (INCOME) TO SUMMARY</b>	<b>-</b>	<b>50</b>	<b>50</b>	<b>(A)</b>

STRATEGIC LEADERSHIP

	LATEST BUDGET 2015/16 £	ACTUAL 2015/16 £	VARIATION 2015/16 £	
<b>S3350 DOCUMENT MANAGEMENT CENTRE</b>				
<b>DIRECT EXPENDITURE</b>				
Employees	203,800	171,403	(32,397)	(F)
Transport	400	77	(323)	(F)
Supplies and Services	30,400	8,434	(21,966)	(F)
<b>TOTAL DIRECT EXPENDITURE</b>	<b>234,600</b>	<b>179,914</b>	<b>(54,686)</b>	<b>(F)</b>
<b>DIRECT INCOME</b>				
Other Income	-	(1,100)	(1,100)	(F)
<b>TOTAL DIRECT INCOME</b>	<b>-</b>	<b>(1,100)</b>	<b>(1,100)</b>	<b>(F)</b>
<b>NET DIRECT EXPENDITURE / (INCOME)</b>	<b>234,600</b>	<b>178,814</b>	<b>(55,786)</b>	<b>(F)</b>
Support Services	89,600	64,240	(25,360)	(F)
Capital Charges	5,500	5,516	16	(A)
Recharges	(230,500)	(248,570)	(18,070)	(F)
<b>NET EXPENDITURE / (INCOME) TO SUMMARY</b>	<b>99,200</b>	<b>-</b>	<b>(99,200)</b>	<b>(F)</b>

**Variations:****Employees:**

Staff vacancies	(26,300)	(F)
-----------------	----------	-----

**Supplies and Services:**

Scanning project delayed	(20,000)	(F)
--------------------------	----------	-----

**Support Services:**

Changes in allocations	(25,400)	(F)
------------------------	----------	-----

**Recharges:**

Change in costs to be allocated	(18,100)	(F)
---------------------------------	----------	-----

**S3452 CUSTOMER CONTACT MANAGER**

<b>DIRECT EXPENDITURE</b>				
Employees	50,300	51,714	1,414	(A)
Transport	100	81	(19)	(F)
Supplies and Services	16,200	2,336	(13,864)	(F)
<b>TOTAL DIRECT EXPENDITURE</b>	<b>66,600</b>	<b>54,131</b>	<b>(12,469)</b>	<b>(F)</b>
Support Services	3,100	10,151	7,051	(A)
Recharges	(67,800)	(64,282)	3,518	(A)
<b>NET EXPENDITURE / (INCOME) TO SUMMARY</b>	<b>1,900</b>	<b>-</b>	<b>(1,900)</b>	<b>(F)</b>

**Variations:****Supplies and Services:**

Staff Engagement - see Earmarked Reserve Requests	(9,000)	(F)
---	---------	-----

**STRATEGIC LEADERSHIP**

	<b>LATEST BUDGET 2015/16 £</b>	<b>ACTUAL 2015/16 £</b>	<b>VARIATION 2015/16 £</b>
<b>S3470 WEB SERVICES</b>			
<b>DIRECT EXPENDITURE</b>			
Employees	46,600	47,788	1,188 (A)
Transport	100	-	(100) (F)
Supplies and Services	104,400	62,655	(41,745) (F)
Third Party Payments	1,000	960	(40) (F)
	<hr/>	<hr/>	<hr/>
<b>TOTAL DIRECT EXPENDITURE</b>	<b>152,100</b>	<b>111,403</b>	<b>(40,697) (F)</b>
Support Services	43,800	25,224	(18,576) (F)
Recharges	(94,900)	(136,627)	(41,727) (F)
	<hr/>	<hr/>	<hr/>
<b>NET EXPENDITURE / (INCOME) TO SUMMARY</b>	<b>101,000</b>	<b>-</b>	<b>(101,000) (F)</b>
	<hr/> <hr/>	<hr/> <hr/>	<hr/> <hr/>

**Variations:**Supplies and Services:

Customer Contact Centre - IT changes delayed (40,000) (F)

Support Services:

Changes in allocations (18,600) (F)

Recharges:

Change in costs to be allocated (41,700) (F)

**STRATEGIC LEADERSHIP**

	LATEST BUDGET 2015/16 £	ACTUAL 2015/16 £	VARIATION 2015/16 £	
<b>S3500 ICT SERVICES</b>				
<b>DIRECT EXPENDITURE</b>				
Employees	902,500	921,149	18,649	(A)
Transport	4,300	2,134	(2,166)	(F)
Supplies and Services	418,400	408,273	(10,127)	(F)
Third Party Payments	7,100	10,922	3,822	(A)
<b>TOTAL DIRECT EXPENDITURE</b>	<b>1,332,300</b>	<b>1,342,478</b>	<b>10,178</b>	<b>(A)</b>
<b>DIRECT INCOME</b>				
Fees and Charges	(40,000)	(48,271)	(8,271)	(F)
<b>TOTAL DIRECT INCOME</b>	<b>(40,000)</b>	<b>(48,271)</b>	<b>(8,271)</b>	<b>(F)</b>
<b>NET DIRECT EXPENDITURE / (INCOME)</b>	<b>1,292,300</b>	<b>1,294,207</b>	<b>1,907</b>	<b>(A)</b>
Support Services	179,100	183,390	4,290	(A)
Capital Charges	75,500	83,511	8,011	(A)
Recharges	(1,450,500)	(1,568,590)	(118,090)	(F)
<b>NET EXPENDITURE / (INCOME) TO SUMMARY</b>	<b>96,400</b>	<b>(7,482)</b>	<b>(103,882)</b>	<b>(F)</b>

**Variations:**Employees:

IAS19 Pension Adjustments 13,600 (A)

Recharges:

Change in costs to be allocated (118,100) (F)

**S4871 LEGAL SERVICES (SHARED SERVICE WCC)**

<b>DIRECT EXPENDITURE</b>				
Third Party Payments	1,300	(599)	(1,899)	(F)
<b>TOTAL DIRECT EXPENDITURE</b>	<b>1,300</b>	<b>(599)</b>	<b>(1,899)</b>	<b>(F)</b>
<b>DIRECT INCOME</b>				
Fees and Charges	-	(989)	(989)	(F)
<b>TOTAL DIRECT INCOME</b>	<b>-</b>	<b>(989)</b>	<b>(989)</b>	<b>(F)</b>
<b>NET DIRECT EXPENDITURE / (INCOME)</b>	<b>1,300</b>	<b>(1,588)</b>	<b>(2,888)</b>	<b>(F)</b>
Support Services	14,100	14,813	713	(A)
Recharges	(10,500)	(12,325)	(1,825)	(F)
<b>NET EXPENDITURE / (INCOME) TO SUMMARY</b>	<b>4,900</b>	<b>900</b>	<b>(4,000)</b>	<b>(F)</b>