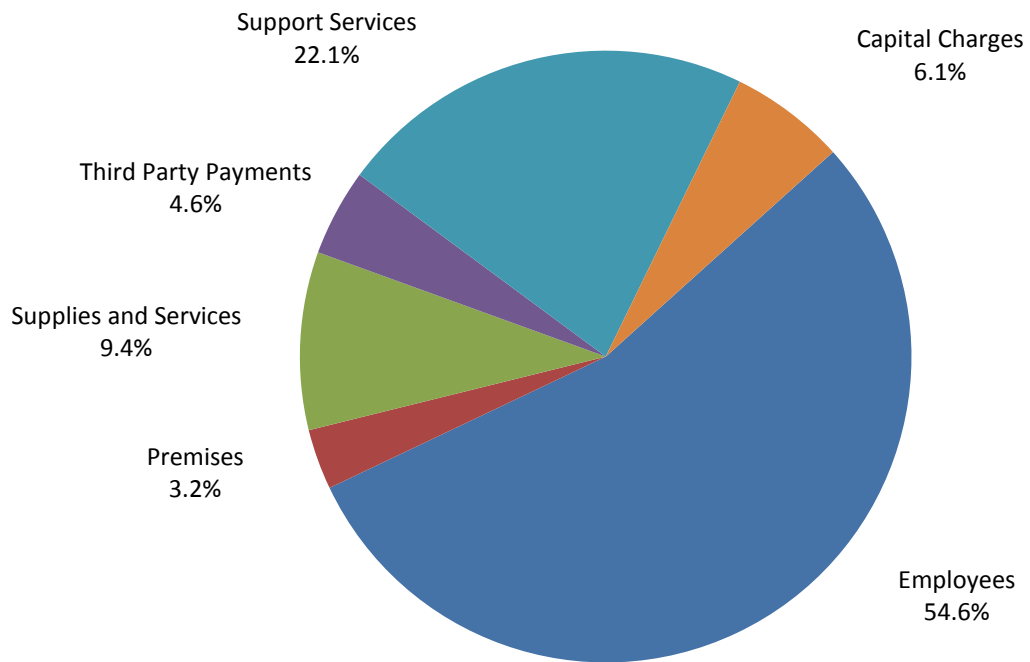


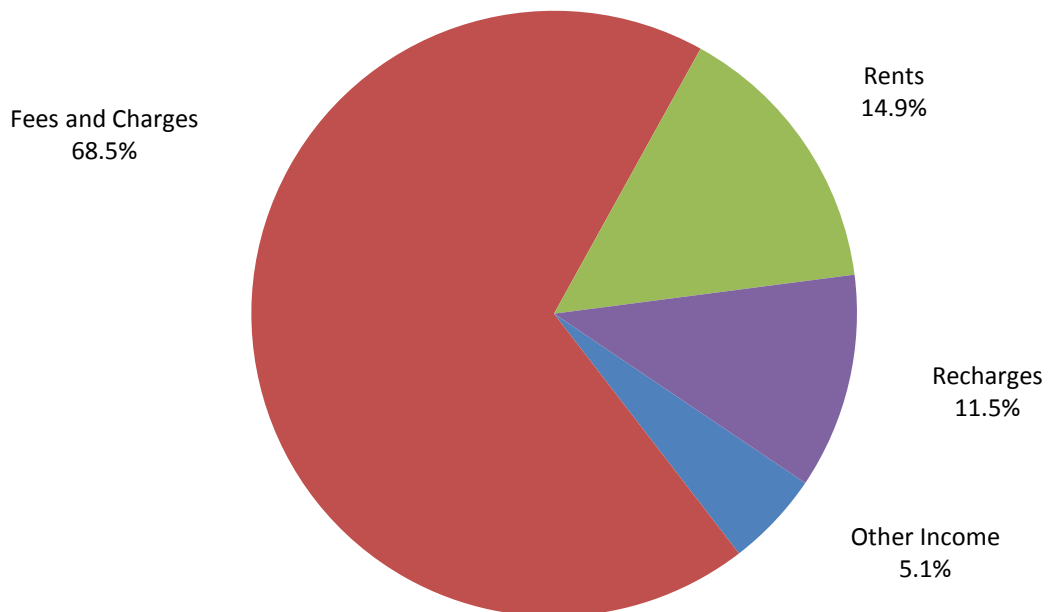
## Development Services (Business Portfolio) Budget 2018/19

	<b>ACTUAL</b> <b>2016/17</b> £	<b>ORIGINAL</b> <b>BUDGET</b> <b>2017/18</b> £	<b>LATEST</b> <b>BUDGET</b> <b>2017/18</b> £	<b>ORIGINAL</b> <b>BUDGET</b> <b>2018/19</b> £
<b><u>BUSINESS PORTFOLIO</u></b>				
S1035 CHRISTMAS ILLUMINATIONS	34,827	25,500	25,400	25,700
S1240 MARKETS + MOPS	(11,186)	(17,500)	(20,800)	(21,100)
S1249 EVENTS MANAGEMENT	279,132	77,100	147,000	340,200
S2100 ORGANISATIONAL DEVELOPMENT	-	-	-	-
S3170 KENILWORTH PUBLIC SERVICE CENTRE	38,612	51,600	46,400	78,600
S3550 TOURISM	193,069	202,000	197,600	187,300
S3600 ECONOMIC DEVELOPMENT	887,754	143,400	363,100	144,600
S3650 ECONOMIC REGENERATION	71,763	60,200	67,300	66,300
S3660 ENTERPRISE DEVELOPMENT	74,063	24,600	74,700	114,100
S3676 26HT	(11,996)	(5,600)	(19,000)	(18,800)
<b><u>SUBJECTIVE ANALYSIS (ALL DEVELOPMENTS SERVICES):</u></b>				
<b><u>EXPENDITURE:</u></b>				
Employees	2,523,045	2,543,100	2,826,500	2,993,100
Premises	204,048	173,400	172,400	176,300
Transport	73,082	78,300	71,500	46,400
Supplies and Services	471,791	452,500	503,000	469,300
Third Party Payments	546,371	263,800	597,300	249,200
Support Services	1,026,111	1,124,800	1,248,900	1,212,300
Capital Charges	816,777	71,300	71,300	336,000
<b>TOTAL EXPENDITURE</b>	<b>5,661,225</b>	<b>4,707,200</b>	<b>5,490,900</b>	<b>5,482,600</b>
<b><u>INCOME:</u></b>				
Government Grants	(14,965)	-	-	-
Other Grants and Contributions	(41,736)	(19,200)	(19,200)	(19,200)
Sales	(15,125)	(13,300)	(13,300)	(13,300)
Other Income	(159,165)	(141,500)	(141,500)	(141,500)
Fees and Charges	(2,086,902)	(2,109,200)	(2,431,000)	(2,338,200)
Rents	(445,548)	(463,000)	(494,200)	(506,500)
Recharges	(280,638)	(382,900)	(397,900)	(393,500)
<b>TOTAL INCOME</b>	<b>(3,044,079)</b>	<b>(3,129,100)</b>	<b>(3,497,100)</b>	<b>(3,412,200)</b>
<b>NET COST OF DEVELOPMENT SERVICES &amp; BUSINESS</b>	<b>2,617,146</b>	<b>1,578,100</b>	<b>1,993,800</b>	<b>2,070,400</b>

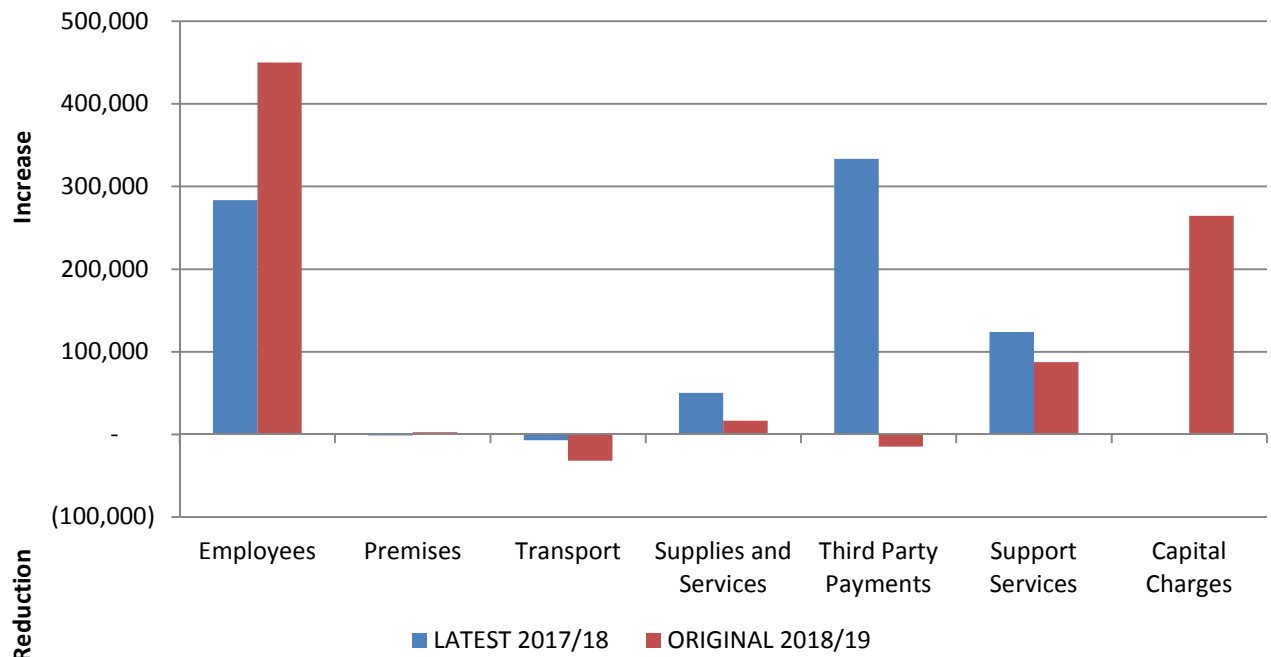
## DEVELOPMENT SERVICES & BUSINESS EXPENDITURE - 2018/19 BUDGETS



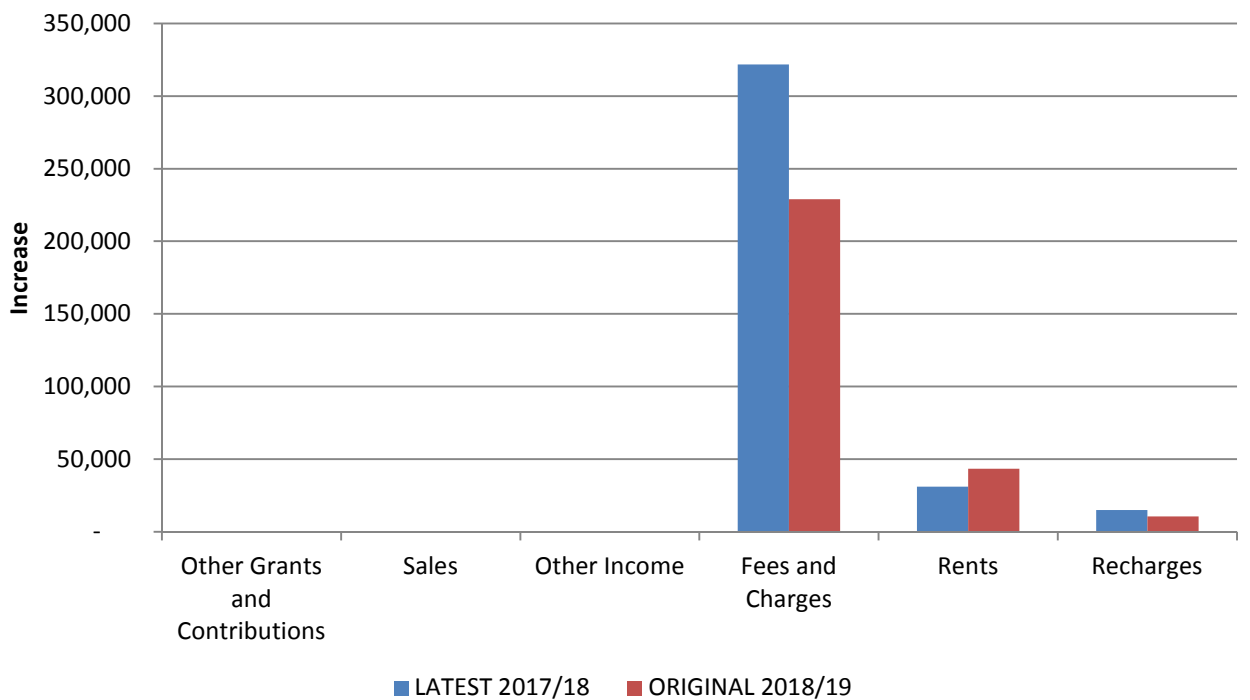
## DEVELOPMENT SERVICES & BUSINESS INCOME - 2018/19 BUDGETS



## DEVELOPMENT SERVICES & BUSINESS EXPENDITURE: CHANGE FROM 2017/18 ORIGINAL (£)



## DEVELOPMENT SERVICES & BUSINESS INCOME: CHANGE FROM 2017/18 ORIGINAL (£)



**DEVELOPMENT SERVICES and BUSINESS**

	<b>ACTUAL 2016/17 £</b>	<b>ORIGINAL BUDGET 2017/18 £</b>	<b>LATEST BUDGET 2017/18 £</b>	<b>ORIGINAL BUDGET 2018/19 £</b>
<b>S1035 CHRISTMAS ILLUMINATIONS</b>				
<b>DIRECT EXPENDITURE</b>				
Supplies and Services	86,729	59,700	59,700	59,700
<b>TOTAL DIRECT EXPENDITURE</b>	<b>86,729</b>	<b>59,700</b>	<b>59,700</b>	<b>59,700</b>
<b>DIRECT INCOME</b>				
Other Income	(53,623)	(36,400)	(36,400)	(36,400)
<b>TOTAL DIRECT INCOME</b>	<b>(53,623)</b>	<b>(36,400)</b>	<b>(36,400)</b>	<b>(36,400)</b>
<b>NET DIRECT (INCOME) / EXPENDITURE</b>	<b>33,106</b>	<b>23,300</b>	<b>23,300</b>	<b>23,300</b>
Support Services	1,721	2,200	2,100	2,400
<b>NET (INCOME) / EXPENDITURE TO SUMMARY</b>	<b>34,827</b>	<b>25,500</b>	<b>25,400</b>	<b>25,700</b>

Christmas lights displays have been developed in the town centres of Royal Leamington Spa, Warwick and Kenilworth. A small budget is also included for a grant to Whitnash Town Council to help fund the cost of their lights display.

Warwick District Council contributes about one third to the cost of the displays in Warwick and Kenilworth and about 25% to the cost of the Royal Leamington Spa lights display. The balance of the funding is secured from the Town Councils and the private sector. BID Leamington (Business Improvement District) holds the contract to erect the lights throughout Royal Leamington Spa town centre both in and outside of the BID area (although this arrangement is currently under review).

The Council's Business Support and Events Team works with the Christmas Lights committees to organise the switch-on events, promote Christmas activities and secure private sector contributions.

**DEVELOPMENT SERVICES and BUSINESS**

	<b>ACTUAL 2016/17 £</b>	<b>ORIGINAL BUDGET 2017/18 £</b>	<b>LATEST BUDGET 2017/18 £</b>	<b>ORIGINAL BUDGET 2018/19 £</b>
<b><u>S1240 MARKETS + MOPS</u></b>				
<b>DIRECT EXPENDITURE</b>				
Premises	4,733	4,700	4,700	4,700
Transport	28	-	-	-

Supplies and Services	782	600	600	600
Third Party Payments	8,081	10,700	7,900	7,900
<b>TOTAL DIRECT EXPENDITURE</b>	<b>13,624</b>	<b>16,000</b>	<b>13,200</b>	<b>13,200</b>
<b>DIRECT INCOME</b>				
Fees and Charges	(7,545)	(11,000)	(8,200)	(8,200)
Rents	(30,792)	(37,000)	(31,000)	(31,000)
<b>TOTAL DIRECT INCOME</b>	<b>(38,337)</b>	<b>(48,000)</b>	<b>(39,200)</b>	<b>(39,200)</b>
<b>NET DIRECT (INCOME) / EXPENDITURE</b>	<b>(24,713)</b>	<b>(32,000)</b>	<b>(26,000)</b>	<b>(26,000)</b>
Support Services	13,527	14,500	5,200	4,900
<b>NET (INCOME) / EXPENDITURE TO SUMMARY</b>	<b>(11,186)</b>	<b>(17,500)</b>	<b>(20,800)</b>	<b>(21,100)</b>

The Business Support and Events team is responsible for managing and developing markets in Warwick District.

The Council licences the operation of the following open-air markets:

- Kenilworth - held every Thursday at Abbey End
- Warwick - held every Saturday at Warwick Market Place (except during the Mop Fair)

The market contractor pays a rent to the Council based on the number of stalls at each market. The market contractor also operates monthly Farmers' Markets in Royal Leamington Spa and Warwick.

Warwick Mop Fair began when King Edward III granted a legal charter that it be held in the town centre, at a time when the stone version of the castle was being built. Many significant towns in the area also have similar charters. Each year these towns have fairground attractions in their town centres and surrounding streets.

Warwick Mop is held every year on the Friday and Saturday following the 12th day of October, with the 'Runaway Mop' held the following Friday and Saturday.

#### **DEVELOPMENT SERVICES and BUSINESS**

	<b>ACTUAL 2016/17 £</b>	<b>ORIGINAL BUDGET 2017/18 £</b>	<b>LATEST BUDGET 2017/18 £</b>	<b>ORIGINAL BUDGET 2018/19 £</b>
<b><u>S1249 EVENTS MANAGEMENT</u></b>				
<b>DIRECT EXPENDITURE</b>				
Employees	138,765	153,800	152,200	158,700
Premises	15,055	8,800	8,500	8,600
Transport	1,084	2,900	2,600	2,900
Supplies and	123,510	84,800	116,100	114,800

Services Third Party Payments	4,922	10,900	13,700	11,000
<b>TOTAL DIRECT EXPENDITURE</b>	<b>283,336</b>	<b>261,200</b>	<b>293,100</b>	<b>296,000</b>
<b>DIRECT INCOME</b>				
Other Grants and Contributions	(41,570)	(19,200)	(19,200)	(19,200)
Other Income	(2,720)	-	-	-
Fees and Charges	(57,809)	(61,500)	(61,300)	(61,300)
Rents	(131,652)	(149,600)	(137,300)	(149,600)
<b>TOTAL DIRECT INCOME</b>	<b>(233,751)</b>	<b>(230,300)</b>	<b>(217,800)</b>	<b>(230,100)</b>
<b>NET DIRECT (INCOME) / EXPENDITURE</b>				
Support Services	77,547	94,200	119,700	116,100
Capital Charges	200,000	-	-	206,200
Recharges	(48,000)	(48,000)	(48,000)	(48,000)
<b>NET (INCOME) / EXPENDITURE TO SUMMARY</b>	<b>279,132</b>	<b>77,100</b>	<b>147,000</b>	<b>340,200</b>

The Business Support and Events team provide administrative and logistical support for the calendar of events held within the District. This includes major events held within the towns and sporting / leisure activities on open spaces or park land. The team are also responsible for organising events run by Warwick District Council including National Bowls, cycle tours and the Christmas light switch on events in Kenilworth, Warwick and Royal Leamington Spa. The team also provides business support to town centre based businesses.

## **S2100 ORGANISATIONAL DEVELOPMENT**

<b>DIRECT EXPENDITURE</b>				
Employees	(802)	-	-	-
Supplies and Services	11	-	-	-
<b>TOTAL DIRECT INCOME</b>	<b>(791)</b>	<b>-</b>	<b>-</b>	<b>-</b>
Support Services	19,848	21,100	-	-
Recharges	(19,057)	(21,100)	-	-
<b>NET (INCOME) / EXPENDITURE TO SUMMARY</b>	<b>-</b>	<b>-</b>	<b>-</b>	<b>-</b>

Following a service redesign and an internal restructure, the corporate project work of the former Organisational Development team was been transferred to the Policy and Projects division within Development Services.

The main aim of this is to support the delivery of key corporate projects - particularly those with a development emphasis.

**DEVELOPMENT SERVICES and BUSINESS**

	<b>ACTUAL 2016/17 £</b>	<b>ORIGINAL BUDGET 2017/18 £</b>	<b>LATEST BUDGET 2017/18 £</b>	<b>ORIGINAL BUDGET 2018/19 £</b>
<b><u>S3170 KENILWORTH PUBLIC SERVICE CENTRE</u></b>				
<b>DIRECT EXPENDITURE</b>				
Premises	63,235	51,600	47,800	49,700
Supplies and Services	76	1,500	1,500	1,500
Third Party Payments	3,207	9,200	9,200	9,200
<b>TOTAL DIRECT EXPENDITURE</b>	<b>66,518</b>	<b>62,300</b>	<b>58,500</b>	<b>60,400</b>
<b>DIRECT INCOME</b>				
Fees and Charges	(204)	-	-	-
Rents	(34,704)	(42,300)	(42,300)	(42,300)
<b>TOTAL DIRECT INCOME</b>	<b>(34,908)</b>	<b>(42,300)</b>	<b>(42,300)</b>	<b>(42,300)</b>
<b>NET DIRECT (INCOME) / EXPENDITURE</b>	<b>31,610</b>	<b>20,000</b>	<b>16,200</b>	<b>18,100</b>
Support Services	13,237	13,300	11,900	11,600
Capital Charges	(6,235)	18,300	18,300	48,900
<b>NET (INCOME) / EXPENDITURE TO SUMMARY</b>	<b>38,612</b>	<b>51,600</b>	<b>46,400</b>	<b>78,600</b>

Kenilworth Public Service Centre was opened by His Royal Highness the Duke of Gloucester on 7 June 2012. The Centre was named Jubilee House in honour of the Queen's Diamond Jubilee. The Centre provides accommodation for Kenilworth Library, Kenilworth Town Council, the Police's Safer Neighbourhood Team, Kenilworth's MP and Warwick District Council staff amongst others. The Centre is managed by the Enterprise Team

**DEVELOPMENT SERVICES and BUSINESS**

	<b>ACTUAL 2016/17 £</b>	<b>ORIGINAL BUDGET 2017/18 £</b>	<b>LATEST BUDGET 2017/18 £</b>	<b>ORIGINAL BUDGET 2018/19 £</b>
<b><u>S3550 TOURISM</u></b>				
<b>DIRECT EXPENDITURE</b>				
Employees	26,937	28,400	35,200	27,300
Premises	15,520	16,000	17,200	17,100

Supplies and Services	121,403	139,600	124,600	123,300
Third Party Payments	-	500	500	500
<b>TOTAL DIRECT EXPENDITURE</b>	<b>163,860</b>	<b>184,500</b>	<b>177,500</b>	<b>168,200</b>
Support Services	29,209	17,500	20,100	19,100
<b>NET (INCOME) / EXPENDITURE TO SUMMARY</b>	<b>193,069</b>	<b>202,000</b>	<b>197,600</b>	<b>187,300</b>

The tourism industry is an important sector of the economy in Warwick District and is an important element of the Corporate Strategy vision as "...a great place to live, work and visit."

The Council invests in Tourism through financial support and active involvement in the Destination Management Organisation, Shakespeare's England Ltd. The company has developed (and is reviewing) a destination management plan to guide the development of the industry in the sub region.

#### DEVELOPMENT SERVICES and BUSINESS

	<b>ACTUAL 2016/17 £</b>	<b>ORIGINAL BUDGET 2017/18 £</b>	<b>LATEST BUDGET 2017/18 £</b>	<b>ORIGINAL BUDGET 2018/19 £</b>
<b><u>S3600 ECONOMIC DEVELOPMENT</u></b>				
<b>DIRECT EXPENDITURE</b>				
Employees	95,858	47,300	49,100	50,700
Transport	1,042	1,000	1,000	1,000
Supplies and Services	24,302	11,200	45,700	11,200
Third Party Payments	110,561	-	179,300	-
<b>TOTAL DIRECT EXPENDITURE</b>	<b>231,763</b>	<b>59,500</b>	<b>275,100</b>	<b>62,900</b>
<b>DIRECT INCOME</b>				
Other Income	(1,375)	-	-	-
<b>TOTAL DIRECT INCOME</b>	<b>(1,375)</b>	<b>-</b>	<b>-</b>	<b>-</b>
<b>NET DIRECT (INCOME) / EXPENDITURE</b>	<b>230,388</b>	<b>59,500</b>	<b>275,100</b>	<b>62,900</b>
Support Services	98,366	83,900	88,000	81,700
Capital Charges	559,000	-	-	-
<b>NET (INCOME) / EXPENDITURE TO</b>	<b>887,754</b>	<b>143,400</b>	<b>363,100</b>	<b>144,600</b>



## SUMMARY

Economic Development provides strategic support for the promotion of the District for business relocation, business retention and business expansion. Advice is provided in sourcing external funding and support is provided for the promotion of business investment within the District.

### S3650 ECONOMIC REGENERATION

<b>INDIRECT EXPENDITURE</b>				
Support Services	71,763	60,200	67,300	66,300
<b>NET (INCOME) / EXPENDITURE TO SUMMARY</b>	<b>71,763</b>	<b>60,200</b>	<b>67,300</b>	<b>66,300</b>

Management support is provided for various Enterprise projects which were funded through regional regeneration budgets, including:

- Spencer Yard - North Hall and West Wing
- Althorpe Enterprise Hub
- Court Street Creative Arches

### DEVELOPMENT SERVICES and BUSINESS

	<b>ACTUAL 2016/17 £</b>	<b>ORIGINAL BUDGET 2017/18 £</b>	<b>LATEST BUDGET 2017/18 £</b>	<b>ORIGINAL BUDGET 2018/19 £</b>
<b><u>S3660 ENTERPRISE DEVELOPMENT</u></b>				
<b>DIRECT EXPENDITURE</b>				
Employees	91,217	49,100	117,400	127,000
Premises	81,205	77,500	73,100	75,000
Transport	1,888	2,700	2,700	2,700
Supplies and Services	20,443	23,800	24,000	24,000
Third Party Payments	12,926	2,600	2,600	2,600
<b>TOTAL DIRECT EXPENDITURE</b>	<b>207,679</b>	<b>155,700</b>	<b>219,800</b>	<b>231,300</b>
<b>DIRECT INCOME</b>				
Fees and Charges	(17,786)	(15,100)	(13,700)	(13,000)
Rents	(211,417)	(204,600)	(239,800)	(239,800)
<b>TOTAL DIRECT INCOME</b>	<b>(229,203)</b>	<b>(219,700)</b>	<b>(253,500)</b>	<b>(252,800)</b>
<b>NET DIRECT (INCOME) / EXPENDITURE</b>	<b>(21,524)</b>	<b>(64,000)</b>	<b>(33,700)</b>	<b>(21,500)</b>

Support Services	43,445	36,400	56,200	55,500
Capital Charges	52,142	52,200	52,200	80,100
<b>NET (INCOME) / EXPENDITURE TO SUMMARY</b>	<b>74,063</b>	<b>24,600</b>	<b>74,700</b>	<b>114,100</b>

**Spencer Yard:** The Phase 1 development of the North Hall and West Wing buildings was completed in May 2006 and has been fully occupied by a number of creative businesses and organisations since that date. Those companies who currently occupy the building are Motionhouse Dance Theatre (West Wing where they have office and dance studio facilities), Oh My! Studio Ltd and Purple Monster.

**Althorpe Enterprise Hub:** Originally funded mainly by capital grant from Advantage West Midlands this project targets new and early stage businesses in the high technology, ITC and creative industries sectors. This job creation project was developed during the period of the Regenesys project to regenerate Leamington Old Town and responded to an identified need to provide small offices and desk space for new businesses. The Centre which opened officially in September 2009 is the hub of the Council's activity to co-ordinate business support to businesses of all types in Warwick District. From 2014 onwards, AEH has been fully let.

**Court Street Creative Arches:** The Arches officially opened in September 2009 and were developed by the Council with match funding from Advantage West Midlands and is part of the Council's CUP programme designed to uplift one of the most run down areas in the District. The accommodation of single or double arches is designed to provide space for creative industries. Current tenants include Progressive Imaging, Codex Digital Ltd, James Sutton Studio and Arch Creatives.

#### DEVELOPMENT SERVICES and BUSINESS

	<b>ACTUAL 2016/17 £</b>	<b>ORIGINAL BUDGET 2017/18 £</b>	<b>LATEST BUDGET 2017/18 £</b>	<b>ORIGINAL BUDGET 2018/19 £</b>
<b>S3676 26HT</b>				
<b>DIRECT EXPENDITURE</b>				
Premises	12,814	7,300	9,600	9,700
Supplies and Services	12,177	15,900	15,900	15,900
Third Party Payments	243	-	-	-
<b>TOTAL DIRECT EXPENDITURE</b>	<b>25,234</b>	<b>23,200</b>	<b>25,500</b>	<b>25,600</b>
<b>DIRECT INCOME</b>				
Fees and Charges	(821)	-	(1,400)	(1,400)
Rents	(36,983)	(29,500)	(43,800)	(43,800)
<b>TOTAL DIRECT INCOME</b>	<b>(37,804)</b>	<b>(29,500)</b>	<b>(45,200)</b>	<b>(45,200)</b>
<b>NET DIRECT (INCOME) / EXPENDITURE</b>	<b>(12,570)</b>	<b>(6,300)</b>	<b>(19,700)</b>	<b>(19,600)</b>

Support Services	574	700	700	800
<b>NET (INCOME) / EXPENDITURE TO SUMMARY</b>	<b>(11,996)</b>	<b>(5,600)</b>	<b>(19,000)</b>	<b>(18,800)</b>

26 Hamilton Terrace has been refurbished as a digital games incubator hub. The incubator hub provides a multi-occupancy serviced office for small and start-up games companies - a digital version of the Althorpe Enterprise Hub.

**S4510 DEVELOPMENT SERVICES MGT**

<b>DIRECT EXPENDITURE</b>				
Employees	84,935	84,900	93,400	94,300
Transport	123	500	500	500
Supplies and Services	11,646	12,800	12,800	12,800
<b>TOTAL DIRECT EXPENDITURE</b>	<b>96,704</b>	<b>98,200</b>	<b>106,700</b>	<b>107,600</b>
Support Services	42,530	52,900	60,000	55,500
Capital Charges	847	800	800	800
Recharges	(140,081)	(152,000)	(167,500)	(163,900)
<b>NET (INCOME) / EXPENDITURE TO SUMMARY</b>	<b>-</b>	<b>(100)</b>	<b>-</b>	<b>-</b>

The Development Services provision groups are:

- Development Management (including Enforcement, Conservation and Local Land Charges)
- Policy and Projects (including Business Support and Events, Economic Development, Enterprise, Projects and Planning Policy)
- Building Control Consortium

The management of the Service Area involves the provision of support services to enable each of the service provision groups to undertake their professional duties. The cost of this service is recharged on the basis of staff time allocations