

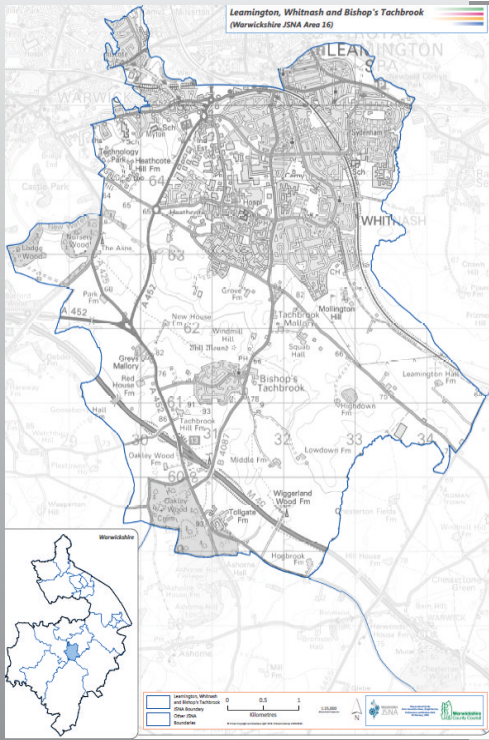
South Leamington JSNA area

South Leamington, Whitnash and Bishop's Tachbrook
October 2018

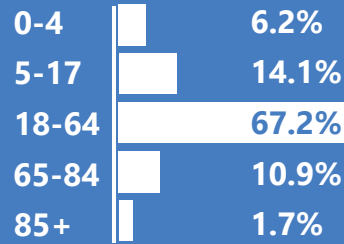


40,207
Population


3.5% increase in population since 2011



Age Profile



Average life expectancy



1 in 4
residents are from minority ethnic groups compared to just over 1 in 10 in Warwickshire



1 in 5
homes are privately rented, 17.1% are socially rented and home ownership levels are lower (59.9%) than the county (70.0%)



Depression prevalence has risen in recent years. The prevalence of depression in adults (18+) in 7 GP practices has remained significantly higher than the England rate since 2012/13



Deaths for residents under 75 for circulatory disease and coronary heart disease are significantly higher than Warwickshire

Rates of adult obesity are significantly higher than the England average at 4 GP practices in the JSNA area



Emergency admission rates for diabetes are higher than for Warwickshire. There has been a general increase in the diagnosis of diabetes at GP practices in the JSNA area

Two GP practices have levels of smoking which exceed 20% of the practice population



The 3 year average rate of
132.6
for emergency admissions for 0-4 year olds is higher than the Warwickshire rate of 103.7



3,400
residents are recorded as providing some unpaid care each week. Of these, 700 provide care for 50+ hours per week



55
children in March 18 were subject to a Child Protection Plan, a higher rate (67.5 per 10,000 children) than the county rate of 46.5

Children in Year 6 are more likely to be obese in the JSNA area compared to children in Warwick District



45.5%

of students achieved the new Key Stage 4 measure of 9-5 (strong pass) in English and Maths, lower than district and county levels



7 LSOAs record levels of 16-24 year olds with 'no qualifications' which are higher than the county average of 10%

8.6%

of pupils are eligible for or claiming a Free School Meal, in line with county rates but higher than the district (6.9%)



6.9%

of adult social care service users are receiving a mental health support package, double the county rate (3.1%)

122

Young people (under 25) are recorded as providing some form of unpaid care each week



88.3

per 10,000 children are in looked after care, higher than the county average (55.7)

According to Experian's socio-demographic classification tool, Mosaic,

22.9%

of all households are classed as 'Rental Hubs'



12.5%

of households are classed as 'fuel poor', higher than district rate of 10.8%

16.4%

of the total population live in LSOAs that are amongst the 30% most deprived LSOAs in England



After English, key languages spoken in the area are Punjabi, Polish and Portuguese

70

applications for homelessness were accepted in 2017/18



citizens advice

56%

of all Citizen Advice Bureau appointments (5,797) focused on benefits/tax credit issues and advice on debt

Mean concentration levels of Nitrogen Dioxide exceeded EU air quality standard objectives at 4 sites in 2016



Mental Health & Well-being

was identified as a key priority by residents and professionals following consultation in the local area

Greenspace

was most likely to be identified by residents in their top 3 things to support positive health and well-being

