 OVERVIEW & SCRUTINY COMMITTEE Tuesday 29 th November, 2016		Agenda Item No. 5
Title: Summary of the role, responsibilities and work of the South Warwickshire Community Safety Partnership (SWCSP)		
For further information about this report please contact	Pete Cutts Safer Communities Manager pete.cutts@warwickdc.gov.uk 456021	
Wards of the District directly affected	n/a	
Is the report private and confidential and not for publication by virtue of a paragraph of schedule 12A of the Local Government Act 1972, following the Local Government (Access to Information) (Variation) Order 2006?	No	
Date and meeting when issue was last considered and relevant minute number	01/12/15 - Minute 45	
Background Papers	Appendix 1 Terms of Reference Appendix 2 Performance	

Contrary to the policy framework:	No
Contrary to the budgetary framework:	No
Key Decision?	No
Included within the Forward Plan? (If yes include reference number)	No
Equality Impact Assessment Undertaken	No
As this is a partnership the statutory duty is unclear in terms of which aspects would need assessing and which agency would carry that out.	

Officer/Councillor Approval		
Officer Approval	Date	Name
Chief Executive/Deputy Chief Executive	07/11/16	Andrew Jones
Head of Service	07/11/16	Marianne Rolfe
CMT		
Section 151 Officer		
Monitoring Officer		
Finance	07/11/16	Mike Snow
Portfolio Holder(s)	07/11/16	Cllr Moira-Ann Grainger
Consultation & Community Engagement		
The priorities of SWCSP are based on a risk harm matrix which forms part of the annual Strategic Assessment and includes a summary of the Community Forum Priorities.		
Final Decision?	Not a decision item	
Suggested next steps (if not final decision please set out below) n/a		

1. **Summary**

This report sets out the role, responsibilities and work of South Warwickshire Community Safety Partnership (SWCSP). This is the statutory body for reducing crime, disorder, substance misuse and reoffending in South Warwickshire.

2. **Recommendation**

2.1 Note the report.

3. **Reasons for the Recommendation**

3.1 To inform the scrutiny of SWCSP.

4. **Policy Framework**

4.1 **Policy Framework** -Work in tackling crime, disorder and substance misuse is a significant part of the council's vision for Safer Communities:

Protecting our communities from harm with an emphasis on the prevention of incidents, whilst focusing on the most vulnerable to make them feel safer

4.2 **Fit for the Future** –Tackling crime, disorder and substance misuse impacts significantly on the quality of life of residents, businesses and visitors. The level of crime and disorder is cited as the top consideration when deciding on where to live.

4.3 **Impact Assessments** – none

5. **Budgetary Framework**

5.1 There are no costs associated with this report.

5.2 SWCSP does not have its own budget. The work of SWCSP is funded through the core budgets of partners and via a bid to the Police & Crime Commissioner.

6. **Risks**

6.1 Not applicable

7. **Alternative Option(s) considered**

7.1 It is a statutory duty to have a Community Safety Partnership and Warwick District Council as a responsible authority under the terms of the Crime & Disorder Act (1998) is required to serve on that partnership.

8. **Background**

8.1 **The Duty**

8.1.1 Crime & Disorder Reduction Partnerships were created as part of the Crime & Disorder Act (1998). They are the responsible bodies for reducing crime, disorder, substance misuse and reoffending.

8.12 The two Crime & Disorder Reduction Partnerships for Stratford-on-Avon & Warwick Districts were formally merged in September 2008. This is the South Warwickshire Community Safety Partnership (SWCSP) or Safer South Warwickshire.

8.1.3 The duties on the SWCSP are:

- produce an annual picture of crime and disorder (Strategic Assessment)
- agree annual priorities and realistic and challenging targets
- produce a 3 year partnership plan updated annually
- review performance six monthly
- hold an annual public meeting
- carry out a review of any domestic homicides

8.1.4 The Responsible Authorities for South Warwickshire are:

- South Warwickshire Clinical Commissioning Group
- Stratford-upon-Avon District Council
- Warwick District Council
- Warwickshire County Council
- Warwickshire Fire Authority
- Warwickshire Police
- Warwickshire Probation

8.1.5 Due to poor attendance at its public meetings it was decided to produce a video which details priorities, approach and performance. This video is available at:

<http://www.youtube.com/watch?v=0gS83zJOQqo>

8.2 Organisation

8.2.1 The review of the partnership provisions of the Crime and Disorder Act (1998) in the Police & Justice Act (2006) proposed a split between the strategic and operational decision making responsibilities of Community Safety Partnerships.

8.2.2 SWCSP has a board at the executive/strategic level and the South Warwickshire Operational Group (SWOP) at the tactical/delivery level.
(See terms of reference – Appendix 1).

8.2.3 The Strategic Member Board (SMB) is required to deliver continuous partnership performance and meets in order to fulfil its responsibilities including directing the work of SWOP as follows:

- May – to review annual performance
- November – review 6 monthly performance and consider additional priorities
- January – receive and agree the Strategic Assessment, endorse any new priorities, set strategic priorities for the next 12 months
- Special meetings may also be convened as required eg Domestic Homicide.

8.2.4 The six-monthly meetings, with elected members, is where the strategic direction will be decided for SWCSP, based on the latest strategic intelligence data and advice, thus clearly separating strategy from operational delivery.

8.2.5 Where there is a Portfolio Holder for the community safety service the Portfolio Holder's participation in the strategic decision making process is mandatory. That Councillor must serve on the CSP. This top-level strategic meeting will include the portfolio holders and

other key elected members, with representation from all the responsible authorities listed above.

8.2.6 The review of the partnership provisions of the Crime and Disorder Act (1998) in the Police & Justice Act (2006) requires CSP's to adopt an intelligence-led, problem-solving and outcome-orientated approach to community safety along the lines of the National Intelligence Model.

The second tier operational and tactical group (SWOP), comprising only officers, adopts this approach and produces the Partnership Plan including action plans for each priority.

8.2.7 SWOP meets quarterly in February, May, August and November and is responsible for:

- Developing an intelligence-led action planning approach based on the priorities agreed at the Strategic Board as a result of the findings of the Partnership Strategic Assessment
- Commissioning quarterly analysis of recorded crime
- Receiving quarterly reports on progress towards strategy targets
- Receiving detailed trend analysis and hot-spotting in relation to the strategic priorities agreed at the Strategic Board
- Evaluating the effectiveness of action plans.

8.2.8 Should SWOP be unable to take the necessary action to bring performance back on track, because, for example, additional partnership resource is required, or a partner is not contributing as required, this will be referred to the Strategic Member Board for action.

Membership of Strategic Member Board

Members

Cllr Moira-Ann Grainger (Chair)	Warwick District Council
Cllr Tony Heath	Warwick District Council
Cllr Stephen Gray	Stratford District Council
Cllr Jacqui Harris	Stratford District Council
Cllr Chris Williams	Warwickshire County Council
Cllr Kate Rolfe	Warwickshire County Council
Cllr John Horner	Warwickshire Fire & Rescue
Supt David Gardner	Warwickshire Police
Donald McGovern	CRC lead (Probation)
Sue Philipps	SW Clinical Commissioning Group

Also invited is the Police & Crime Commissioner or his representative.

The meeting is supported by officers from the responsible authorities.

8.4. Funding

8.4.1 Originally the Home Office made an annual allocation directly to each Crime & Disorder Reduction Partnership. The amount was calculated using a complex 20 point socio –economic formula.

8.4.2 Warwick District and Nuneaton & Bedworth each used to receive £179,000, Stratford & Rugby around £139,000 and North Warwickshire around £119,000.

8.4.3 In 2006 funding was given to Warwickshire County Council to administer but the amount made available by The Home office reduced steadily year on year. A total of £37,000 was made available for all of South Warwickshire in 2011/12.

8.4.4 In November 2012 the responsibility for allocating the award from the Home Office moved to the Police & Crime Commissioner. In the first full financial year of his office (2013/14) the awards to the Warwickshire CSP's was maintained and increased in 2014/15.

8.4.5 In 2016/17 the amount received by SWCSP was £88,043.

8.5. Priorities & targets

8.5.1 Priorities are agreed following consideration of the annual Strategic Assessment which includes analysis of community forum priorities. At the meeting of SWCSP in February 2016 it was agreed that the targets for 2016/17 would be:

- **to reduce violent crime*** - lead agency Warwickshire Police
- **to reduce anti-social behaviour***- lead agency District Councils
- **to reduce re-offending*** - lead agency Probation

* compared to 2015/16

8.5.2 Violent Crime:

- Domestic Violence
- Domestic Abuse
- Alcohol and drug related violence

8.5.3 Anti-Social Behaviour:

- Continue to support the implementation of E-CINS.
- Support proactive, educational initiatives around substance misuse and ASB and street begging.

8.5.4 Reducing Re-offending:

- With a focus on offender management

8.5.5 Alcohol and Drugs:

- Maintain alcohol/drugs as cross cutting theme within the priorities of violent crime and anti-social behaviour.

8.6. Approach & Plans

8.6.1 Plans to reduce reoffending are organised at a county level by Probation. Plans for violence and anti-social behaviour are at a South Warwickshire level and produced and monitored at SWOP.

8.6.2 An early intervention approach is set out in the Partnership Plan http://www.warwickdc.gov.uk/downloads/file/1870/south_warks_csp_partnership_plan_2016-17 together with action plans for tackling violence and anti-social behaviour. These are monitored using a traffic light system.

8.7. Performance

8.7.1 The 2015/16 performance summary is in Appendix 2.

South Warwickshire Crime and Disorder Reduction Partnership Terms of Reference (approved 13th May, 2013)

Overview:

The two Crime & Disorder Reduction Partnerships for Stratford-on-Avon & Warwick Districts were formally merged in September 2008.

The South Warwickshire Community Safety Partnership (SWCSP) has a Board at the Executive /Strategic level and the South Warwickshire Operational Group (SWOP) at the tactical/delivery level.

The Strategic Member Board meets in order to fulfil its statutory duties as follows:

May –Review annual performance against priorities

November – Review 6 monthly performance and consider additional priorities

January – Receive and agree the Strategic Assessments, endorse any new priorities, set and targets, and refer any strategic issues to the relevant forums for consideration and action.

*Special meetings may also be convened as required.

SWCSP is charged with developing and agreeing realistic and challenging targets annually to address crime and disorder. Based on factors which will include past performance, trend analysis, PESTELO considerations and comparison with family groups SWOP will propose targets to the Strategic Member Board for endorsement and adoption. Once agreed, SWOP incorporates those targets into the individual delivery plans for each district based action plan.

SWOP meets quarterly in February, May, August and November monitoring progress against each action plan and identifying remedial action where performance and projection analysis indicates that the partnership is in danger of missing a target. Should SWOP be unable to take the necessary action to bring performance back on track, because, for example, additional partnership resource is required, or a partner is not contributing as required, this will be referred to the Strategic Member Board for action.

Strategic /Executive Level – SWCSP Strategic Member Board

Notes:

The Crime and Disorder Act (CDA) Review proposed a split between the strategic and operational decision making responsibilities of CDRPs/CSP's. This was supported by the Department for Communities and Local Government (DCLG) as it fits with the overall role for the Local Strategic Partnerships established in their consultation.

The CDA review encourages CDRP mergers as a means to creating greater co-terminosity across agency boundaries where it is clear that the results will benefit local communities by facilitating the delivery of better outcomes for them, whilst maintaining local focus.

The CDA review requires an ongoing strategic intelligence assessment to replace the 3-year audit.

The CDA review requires Portfolio Holders for Community Safety to sit on the CDRP. The Portfolio Holder's participation in the strategic decision making process is mandatory.

How does this governance structure address these issues?

The six-monthly meetings, with elected members, is where the strategic direction will be decided for the CSP, based on the latest strategic intelligence data and advice, thus clearly separating strategy from operational delivery

This top-level strategic meeting will include the portfolio holders and other key elected members, with representation from all the responsible authorities as defined by the Crime and Disorder Act (1998)

Terms of Reference and Role of the Strategic Member Board

This is the Member-led Board giving high-level strategic direction and is responsible for:

Receiving the annual Strategic Assessment

Setting the strategic priorities for the next 12 months

Directing the work of SWOP (delivery)

Receiving exception reports on progress towards overall SWCSP strategic targets

Continuous improvement of partnership performance

In order to facilitate the achievement of the above, meetings will operate as follows:

Frequency & Timing – meetings will be six-monthly, the timing dictated by the production of the Strategic Assessment. Agenda and papers will be sent out at least one week prior to the meetings. The venue will alternate between Stratford and Warwick districts.

Chair – the Chair shall be nominated by the Strategic Member Board. It is suggested that the Chair could rotate between the portfolio holders from the county and the two districts. The chairing of the group to be reviewed every two years.

Vice Chair - the Vice Chairs shall be the other two portfolio holders.

Membership – membership (10 in total) shall be as follows:

2 elected members from Stratford-upon-Avon District Council

2 elected members from Warwick District Council

2 elected members from Warwickshire County Council (1 from each Area Committee)

1 Warwickshire Fire Authority representative

1 South Warwickshire Clinical Commissioning Group Member

1 Warwickshire Probation Trust representative

1 Warwickshire Police Officer- South Warwickshire Superintendent

Voting – should a vote be required only the above members will be allowed to vote and if votes are tied the Chairman will have the casting vote.

Also invited to attend: Police & Crime Commissioner or his representative.

*Officers attending to include representatives from
Stratford-on-Avon District Council (a Senior Officer)**

*Warwick District Council (a Senior Officer)**

2 x Chairs of SWOP

Warwickshire County Council Group Manager Community Safety & Substance misuse)

Warwickshire Police –Chief inspector Neighbourhood Policing

Fire & Rescue (Principal Officer)

Probation (Senior Officer)

Warwickshire Observatory(Research Officer Crime & Community Safety)

Substitution arrangements – if any of the substantive members are unable to attend a scheduled meeting, they may nominate an appropriate representative to attend that meeting in their place. The name of this substitute should be notified to the officer support to the meeting in advance.

Delivery/Operational Level – South Warwickshire Operational Group

Notes:

The CDA review requires CSP's to adopt an intelligence-led, problem-solving and outcome-orientated approach to community safety along the lines of the National Intelligence Model. There is a requirement to produce an annual rolling three year community safety plan, underpinned by strategic intelligence assessments and informed by consultation and engagement with communities.

How does this governance structure address these issues?

SWCSP is taking an intelligence-led, problem-solving and outcome-orientated approach. This second tier group, comprising only officers, will be concerned with this approach guided by the strategic assessment and monthly intelligence.

Outline Terms of Reference and Role of the South Warwickshire Operational Group

This is the operational officer group responsible for:

Receiving annual priorities from the Strategic Member Board

Developing an intelligence-led action planning approach based on the priorities agreed at the Strategic Board as a result of the findings of the Partnership Strategic Assessment

Commissioning quarterly analysis of recorded crime

Receiving quarterly reports on progress towards strategy targets

Receiving detailed trend analysis and hot-spotting in relation to the strategic priorities agreed at the Strategic Board

Evaluating the effectiveness of action plans

In order to facilitate the achievement of the above, meetings will operate as follows:

Frequency & Timing – meetings will be quarterly during February, May, August and November with the May and November meeting shortly after the six monthly Strategic Member Board meeting in order to respond promptly to any new directions. Agenda and papers will be sent out at least one week prior to the meetings. Venues will alternate between Stratford and Leamington.

Chair - the Chairing of the meetings will alternate between the respective district council community safety lead officers.

Vice Chair – the Vice Chair shall be the Warwickshire Police Chief Inspector Neighbourhood Policing

Membership – membership shall be officer representatives from the responsible authorities and other agencies as follows:

Stratford-on-Avon District Council (Community Safety Lead Officer)

Warwick District Council (Community Safety Lead Officer)

Warwickshire County Council (South Warwickshire Community Safety Project Officers)

Warwickshire Police (South) –Chief inspector Neighbourhood Policing

Warwickshire Police(South) Inspectors Neighbourhood Policing

Warwickshire Police(South) Safer Neighbourhood Sergeants

Warwickshire Police (South) ASB/PCSO's

District Council, Anti-social behaviour, environmental health and licensing

Warwickshire Observatory (Research Officer Crime & Community Safety)

Fire & Rescue (Group Commanders)

Registered Social Landlords

Substitution arrangements – if any of the substantive members are unable to attend a scheduled meeting, they may nominate an appropriate representative to attend that meeting

in their place. The name of this substitute should be notified to the officer support to the meeting in advance.

Community Safety Performance Monitoring Report

South Warwickshire

2015/16 Report – Year End

1a. Performance – South Warwickshire

VIOLENT CRIME* Local Indicators	2014/15 Baseline	2015/16 Target	Year End 2015/16	Change on Baseline 2014/15	Status vs Target
Violence Against the Person & Sexual Offences	2,107	-	3,681	75% (1,574)	-
<i>Violence with injury</i>	986	-	1,388	41% (402)	-
<i>Violence without injury</i>	840	-	1,893	125% (1,053)	-
ACQUISITIVE CRIME Local Indicators	2014/15 Baseline	2015/16 Target	Year End 2015/16	Change on Baseline 2014/15	Status vs Target
Serious Acquisitive Crime	1,716	-	1,591	7% (125)	-
<i>Domestic Burglary</i>	514	-	521	1% (7)	-
<i>Robbery</i>	84	-	63	25% (21)	-
<i>Theft from Vehicle</i>	924	-	812	12% (112)	-
<i>Theft of Vehicle</i>	194	-	195	1% (1)	-
ANTI-SOCIAL BEHAVIOUR Local Indicators	2014/15 Baseline	2015/16 Target	Year End 2015/16	Change on Baseline 2014/15	Status vs Target
Anti-Social Behaviour Incidents (All)	6,545	6,544	5,967	9% (578)	G
<i>Personal</i>	1,466	-	1,206	18% (260)	-
<i>Nuisance</i>	4,616	-	4,183	9% (433)	-
<i>Environmental</i>	463	-	578	25% (115)	-
Criminal Damage & Arson	1,608	-	1,672	4% (64)	-
Deliberate Small Fire Incidents**	97	-	100	3% (3)	-
				Change on Baseline 2014/15	
TOTAL RECORDED CRIME	10,679	-	12,643	18% (1,964)	-

Source: Warwickshire Police Notes:

* Violent crime target and status vs target columns left blank due to impact of changes to the crime recording method and inclusion of back record conversion figures which make comparison to 2014/15 unfeasible.

** Deliberate Small Fire incidents reported to Warwickshire Fire & Rescue Service

For this 2015/16 year end report the RAG scale represents whether levels were higher than, the same as or less than at year end 2014/15:

Green

= below yearend total 2014/15

Red

= above yearend total 2014/15

Amber

= equal to yearend total 2014/15

1b. Performance – Stratford District

VIOLENT CRIME Local Indicators	2014/15 Baseline	2015/16 Target	Year End 2015/16	Change on Baseline 2014/15
Violence Against the Person & Sexual Offences	863	-	1,478	71% (615)
<i>Violence with injury</i>	415	-	538	30% (123)
<i>Violence without injury</i>	344	-	755	119% (411)
ACQUISITIVE CRIME Local Indicators	2014/15 Baseline	2015/16 Target	Year End 2015/16	Change on Baseline 2014/15
Serious Acquisitive Crime	741	-	716	3% (25)
<i>Domestic Burglary</i>	222	-	196	12% (26)
<i>Robbery</i>	33	-	14	58% (19)
<i>Theft from Vehicle</i>	385	-	422	10% (37)
<i>Theft of Vehicle</i>	101	-	84	17% (17)
ANTI-SOCIAL BEHAVIOUR Local Indicators	2014/15 Baseline	2015/16 Target	Year End 2015/16	Change on Baseline 2014/15
Anti-Social Behaviour Incidents (All)	2,438	-	2,215	9% (223)
<i>Personal</i>	636	-	468	26% (168)
<i>Nuisance</i>	1,611	-	1,538	5% (73)
<i>Environmental</i>	186	-	209	12% (23)
Criminal Damage & Arson	606	-	668	10% (62)
Deliberate Small Fire Incidents *	33	-	37	12% (4)

1c. Performance – Warwick District

VIOLENT CRIME Local Indicators	2014/15 Baseline	2015/16 Target	Year End 2015/16	Change on Baseline 2014/15
Violence Against the Person & Sexual Offences	1,244	-	2,203	77% (959)
<i>Violence with injury</i>	571	-	850	49% (279)
<i>Violence without injury</i>	496	-	1,138	129% (642)
ACQUISITIVE CRIME Local Indicators	2014/15 Baseline	2015/16 Target	Year End 2015/16	Change on Baseline 2014/15
Serious Acquisitive Crime	975	-	875	10% (100)
<i>Domestic Burglary</i>	292	-	325	11% (33)
<i>Robbery</i>	51	-	49	4% (2)
<i>Theft from Vehicle</i>	539	-	390	28% (149)
<i>Theft of Vehicle</i>	93	-	111	19% (18)
ANTI-SOCIAL BEHAVIOUR Local Indicators	2014/15 Baseline	2015/16 Target	Year End 2015/16	Change on Baseline 2014/15
Anti-Social Behaviour Incidents (All)	4,107	-	3,752	9% (355)
Criminal Damage & Arson	1,002	-	1,004	0.2% (2)
Deliberate Small Fire Incidents *	64	-	63	2% (1)

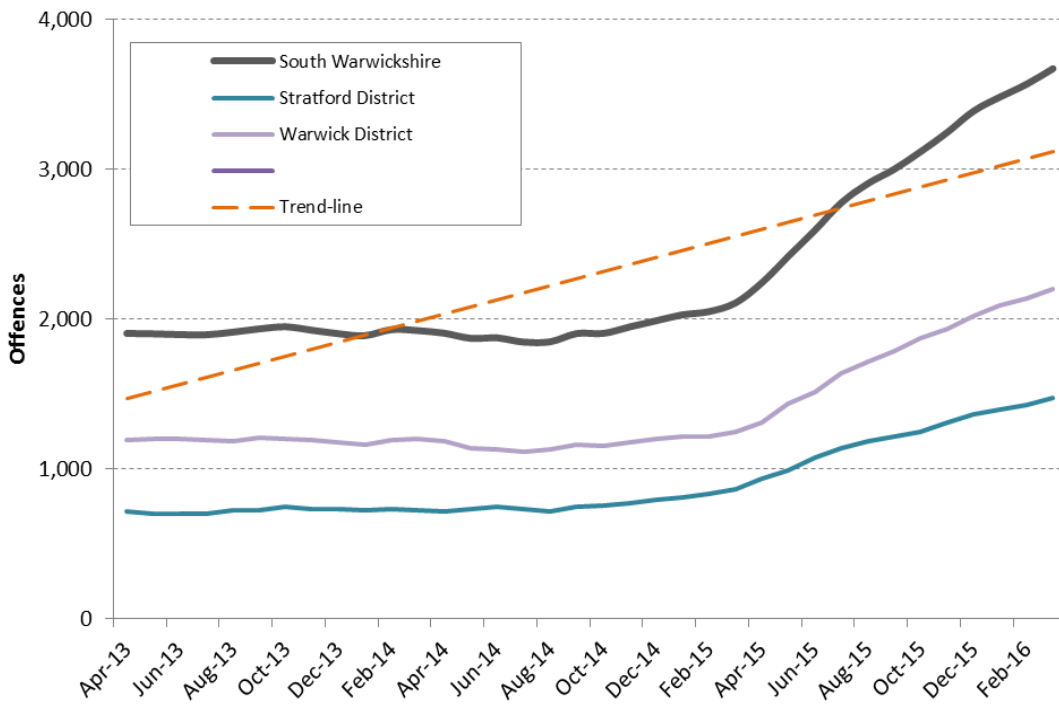
Source: Warwickshire Police

Note: * Deliberate Small Fire incidents reported to Warwickshire Fire & Rescue Service

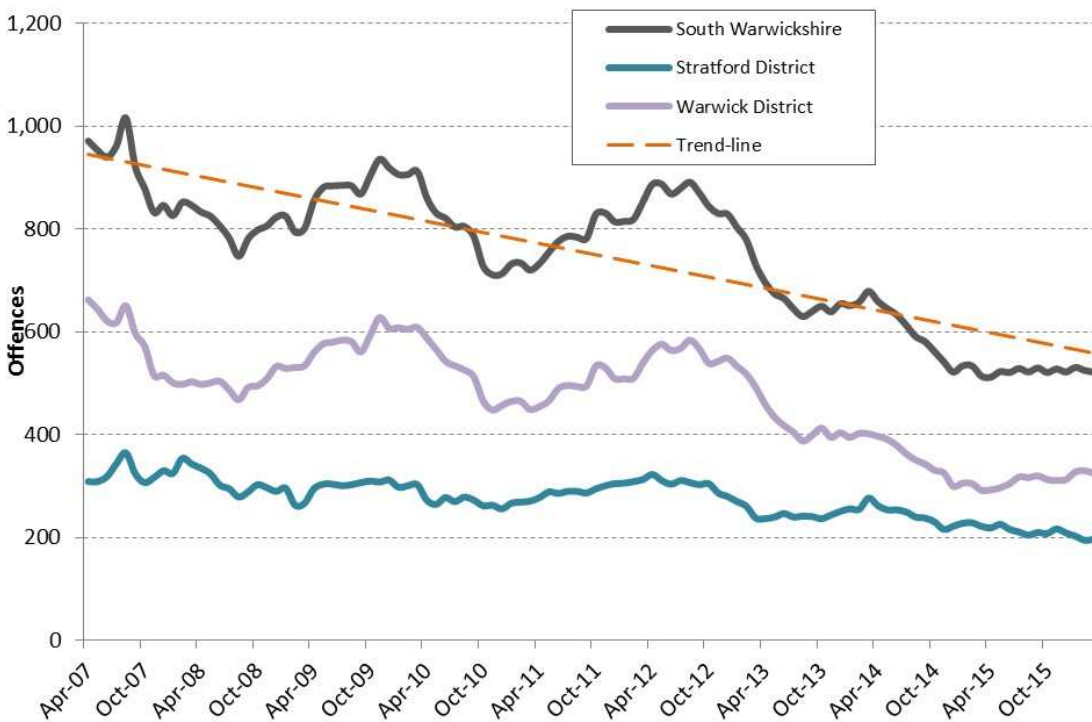
Green
Red
Amber

= below yearend total 2014/15
= above yearend total 2014/15
= equal to yearend total 2014/15

South Warwickshire Violence Against the Person & Sexual Offences Trend Chart

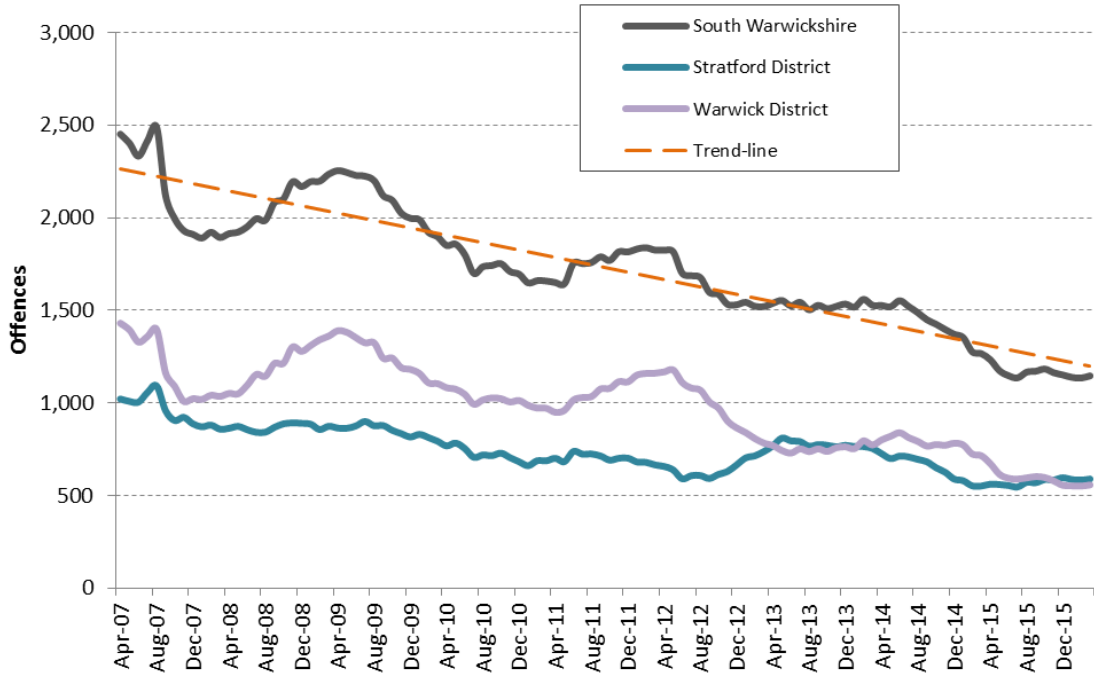


South Warwickshire Domestic Burglary - Trend Chart



Source: Warwickshire Police

South Warwickshire Vehicle Crime - Trend Chart

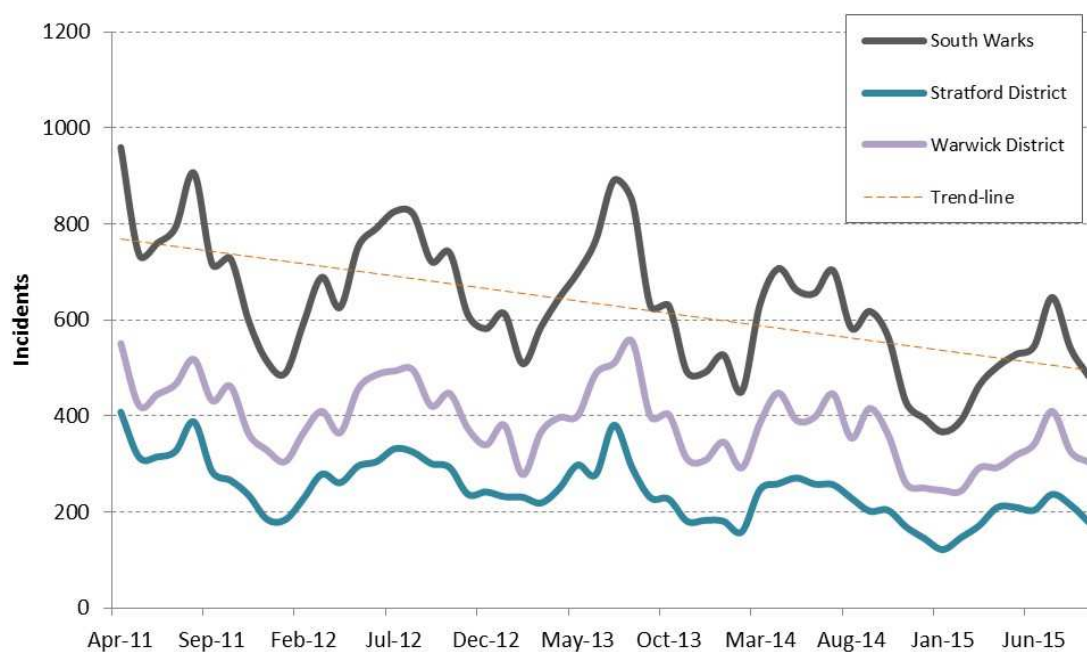


Source: Warwickshire Police

2. Anti-Social Behaviour

Incidents	2014/15 Baseline	Year End 2015/16	Change on Baseline 2014/15
<i>Environmental</i>	463	578	25% (115)
<i>Nuisance</i>	4,616	4,183	9% (433)
<i>Personal</i>	1,466	1,206	18% (260)
Total Anti-Social Behaviour Incidents	6,545	5,967	9% (578)

Trend Chart – Anti-Social Behaviour Incidents: by District

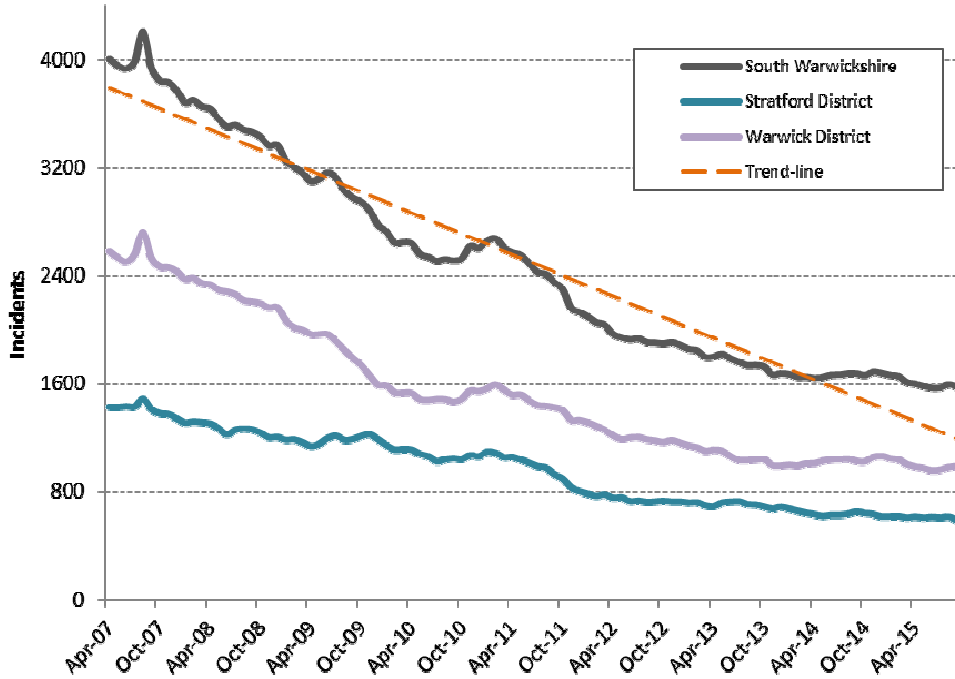


Source: STORM Incident System, Warwickshire Police

3. Criminal Damage

Crimes	2014/15 Baseline	Year End 2015/16	Change on Baseline 2014/15
Criminal Damage Offences	1,608	1,672	4% (64)

Criminal Damage Offences - 12 Month Rolling Trend Chart



Source: Warwickshire Police

4. IQanta – Benchmarking Performance

Comparison to Most Similar Groups – IQuanta

15 members of Most Similar Group

1 = Good Performance

15 = Bad Performance

Crime Type	IQuanta Rank (Year End 15/16)	Rate Per 1000 Pop (Year End 15/16)	Avg of Most Similar Group	IQuanta Rank (YE 14/15)	Rate Per 1000 Pop (YE 14/15)	STATUS Has last 12 months ranking improved on YE 14/15 position?
Criminal Damage & Arson	7 th	6.19	6.60	6 th	5.99	WORSE
Domestic Burglary	10 th	4.72	4.99	9 th	4.67	WORSE
Robbery	10 th	0.24	0.23	12 th	0.32	IMPROVED
Serious Acquisitive Crime	10 th	6.08	6.07	12 th	6.60	IMPROVED
Vehicle Crime	10 th	4.37	4.28	12 th	4.87	IMPROVED
Violence Against the Person	12 th	13.88	13.09	2 nd	7.68	WORSE
Total Recorded Crime	10 th	48.51	46.59	6 th	41.05	WORSE

Source: IQuanta

6. Further Information

This is the latest overview of recorded crime and disorder statistics. The report is produced for the use of Warwickshire Community Safety Partnerships and the agencies within those Partnerships. The figures should not be reproduced outside of the Partnerships without permission from the owners of the statistics. Report produced by Warwickshire Observatory.

Sources: Warwickshire Police and Warwickshire County Council, Warwickshire Observatory

Produced by the Warwickshire Observatory for the Community Safety Partnerships, not to be reproduced without permission.