

Police Representation Evidence
Hearing :- Altoria
Warwick St, Leamington Spa

Introduction

Warwickshire police would object to the issues of this license as a whole due to the evidence contained in this report. Although there are certain measures the premise may suggest, or the panel may consider as conditions, Warwickshire police would still object to the license in its entirety. Policing of the night time economy will always pull police away from residential areas, but an increase in hours, or introduction of new premise will add to that demand, and will also increase risks of disorder and ASB in the locality.

This application is also within the Special Policy area of the Cumulative Impact Zone of Leamington Spa, and therefore the panel are requested to seriously consider their own licensing policy when deciding upon issuing any extension of hours to this premises, based on levels of crime, disorder and anti social behaviour.

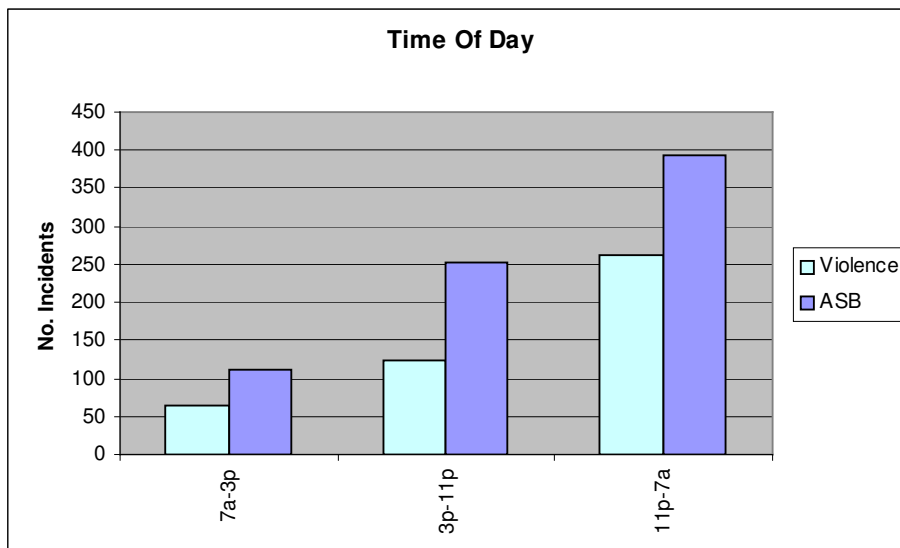
Late Night Venues

The number of late night venues in Leamington Spa are at saturation point and are very much in the hotspot locations for ASB, Violence and disorder. They may not be the sole cause for incidents that are reported to police, but the cumulative impact of the number of venues all add to the number of incidents on the streets and inside the venues. The late night venues also attract their business at the early hours of the morning when people have already consumed a large quantity of alcohol. These premises then by their pure business target group retain large numbers in the town centre, this then causes increase in noise and ASB, but are also potential flash points for disorder and violence.

Police Incident Data

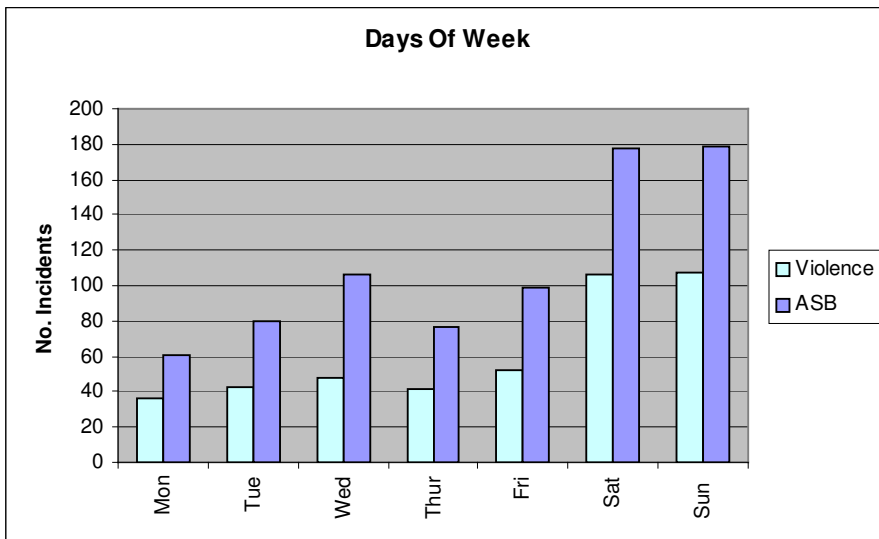
From conducting a basic research of STORM incidents from 1st Mar 2012 to 31st March 2013, approximately 1300 incidents have been found. This search has been conducted under the initial call types of Violence, disorder, Rowdy, and drunks. The areas searched covered the Town Centre and Old Town.

The following graphs represent statistical analysis of the previously mentioned incidents.



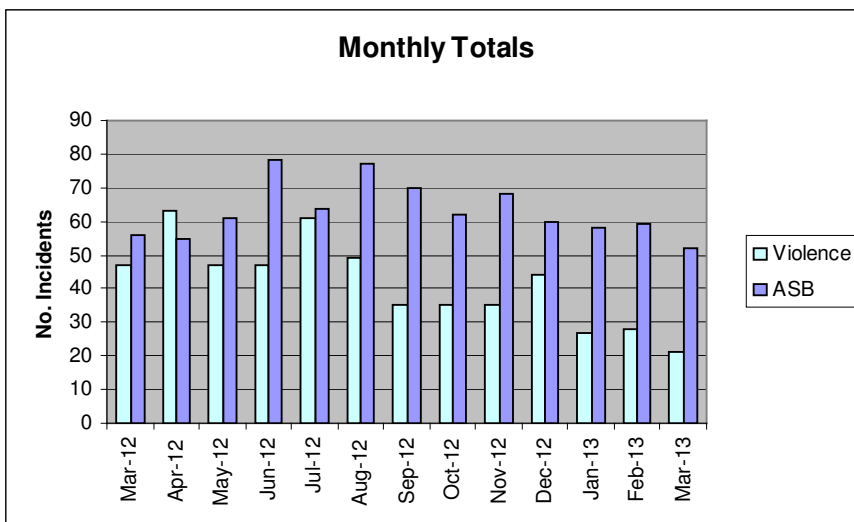
This graph represents the time of day for the researched incidents.

As can be seen the vast amount of ASB & violence incidents occur between 23:00 – 07:00hrs.

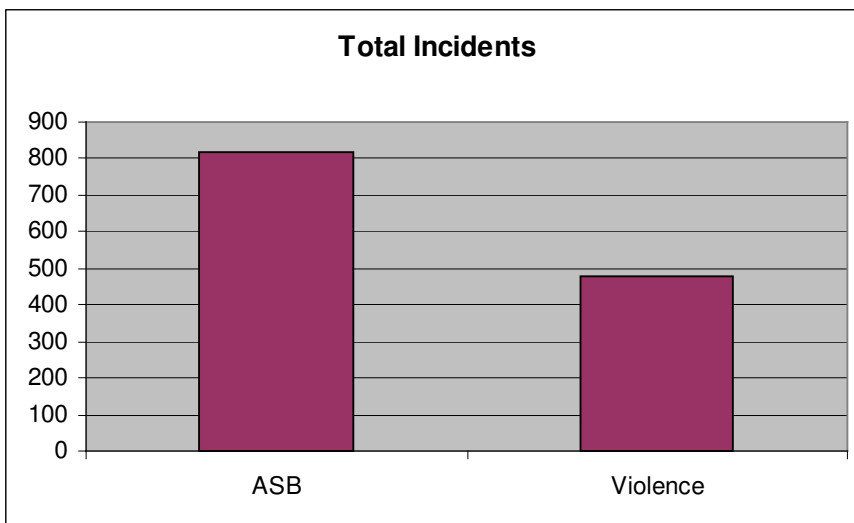


This graph represents how the calls to police are spread out over a week.

As can be seen there is a definite peak to calls over the weekend, but this is slightly misleading as many calls are in early hours, there Friday is under represented and Sunday over represented



This graph represents the month of the year when the two types of incidents occur. (ASB only for rowdy nuisance tag)
As can be seen there are peaks and troughs to incidents when taken as type of incident,



This graph represents the total amount of incidents overall for the two areas.

As can be seen the highest amount of incidents are for ASB.

Venue Specific data

For a period 1/8/12 – 20/8/13 there have been 42 violence incidents recorded in Warwick St, this accounted for approximately 10% of all violence in the Town centre SNT area.

Of that figure Altoria has accounted for 48% of that violence in Warwick St

To give clarity on those incidents they are listed below:-

Date	Incident	Inside or outside Venue	Result
17/8/12	Fight	Outside	Sect 47 Assault
9/9/12	Fight	Inside	Sect 20 Assault
17/10/12	Assault	Outside	Sect 39 Assault
3/11/12	Assault	Outside	Sect 47 Assault
17/11/12	Assault	Outside	Sedt 47 Assault
5/12/13	Assault	Inside	No Complaint
30/12/12	Assault	Inside	Sect 39 Assault
23/1/13	Assault	Inside	Sect 47 Assault
26/2/13	Assault	Outside	RA Sect 39
16/3/13	Assault	Inside	No complaint
3/4/13	Public Order	Inside	RA Sect 4 PO
28/4/13	Fight	Outside	D&D
12/5/13	Assault	Inside	Sect 47 Assault
19/5/13	Fight	Inside	No complaint
2/6/13	Fight	Outside	Affray
9/6/13	Assault	Inside	No complaint
18/6/13	Assault	Inside	Sect 47 Assault
4/7/13	Fight	Outside	No complaint
21/7/13	Fight	Outside	Sect 27 Direction
10/8/13	Assault	Inside	Sect 20 Assault

In addition to the above, under the same time period, and search criteria Altoria accounts for the following percentage of incidents in Warwick St :-

Rowdy incidents -	39%
Drunkenness -	30%
Sexual Offence	33%
Thefts	27%

Hotspot Location

The following two maps, look at specific hotspot locations for ASB incidents. They are specifically recorded between the hours of 11am – 4am.

The two maps are separated for incidents between Sun – Thurs, and those on Sat & Sunday.

It can be seen from the maps that there are two specific hotspot locations at the times stated. That being Warwick St area of the Town Centre and the second being the area of Spencer St, Bath St, High St and Clemens St.

This premise application is within that hotspot location displayed

Licensed Premises

The third map displays the concentration of license premise within the town centre showing the saturation in the area, it also displays the area of the CIZ as per Warwick District Council Policy.

Summary

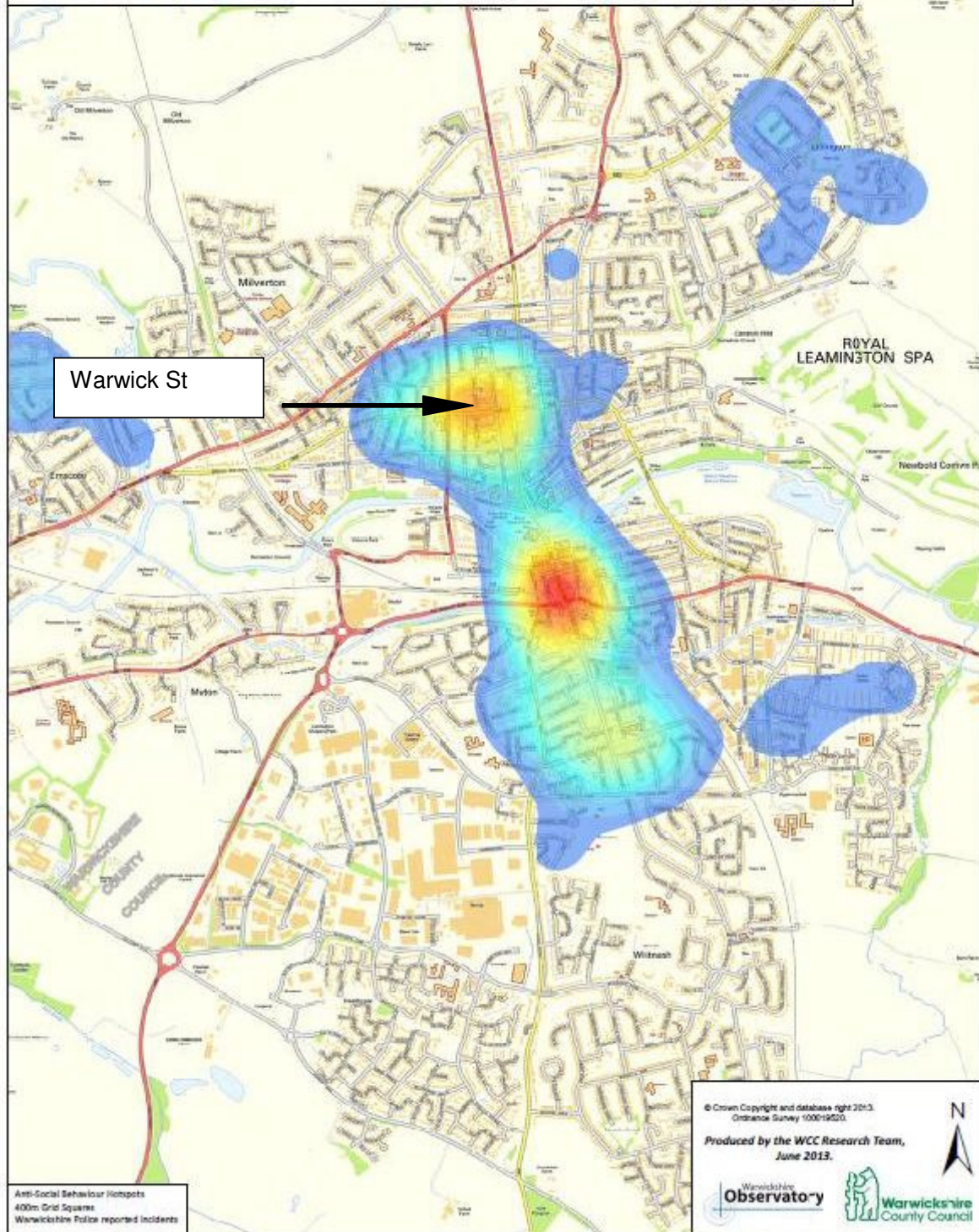
In summary, Warwickshire Polices vision and aims are to protect people from harm, therefore we recommend to the panel a full objection to the issue of this license, to prevent the increase of crime, disorder and ASB in this locality under the licensing objectives. The location and venue have been demonstrated as hotspot and high incident locations, and as such any increase in hours would add to that risk. The venue already has numerous conditions on it to promote the prevention of crime and disorder, and there are no further conditions that could be considered at this time to reduce that risk.

We therefore submit this objection to the panel and urge the panel to consider the Warwick District Council Licensing Policy when determining the outcome.

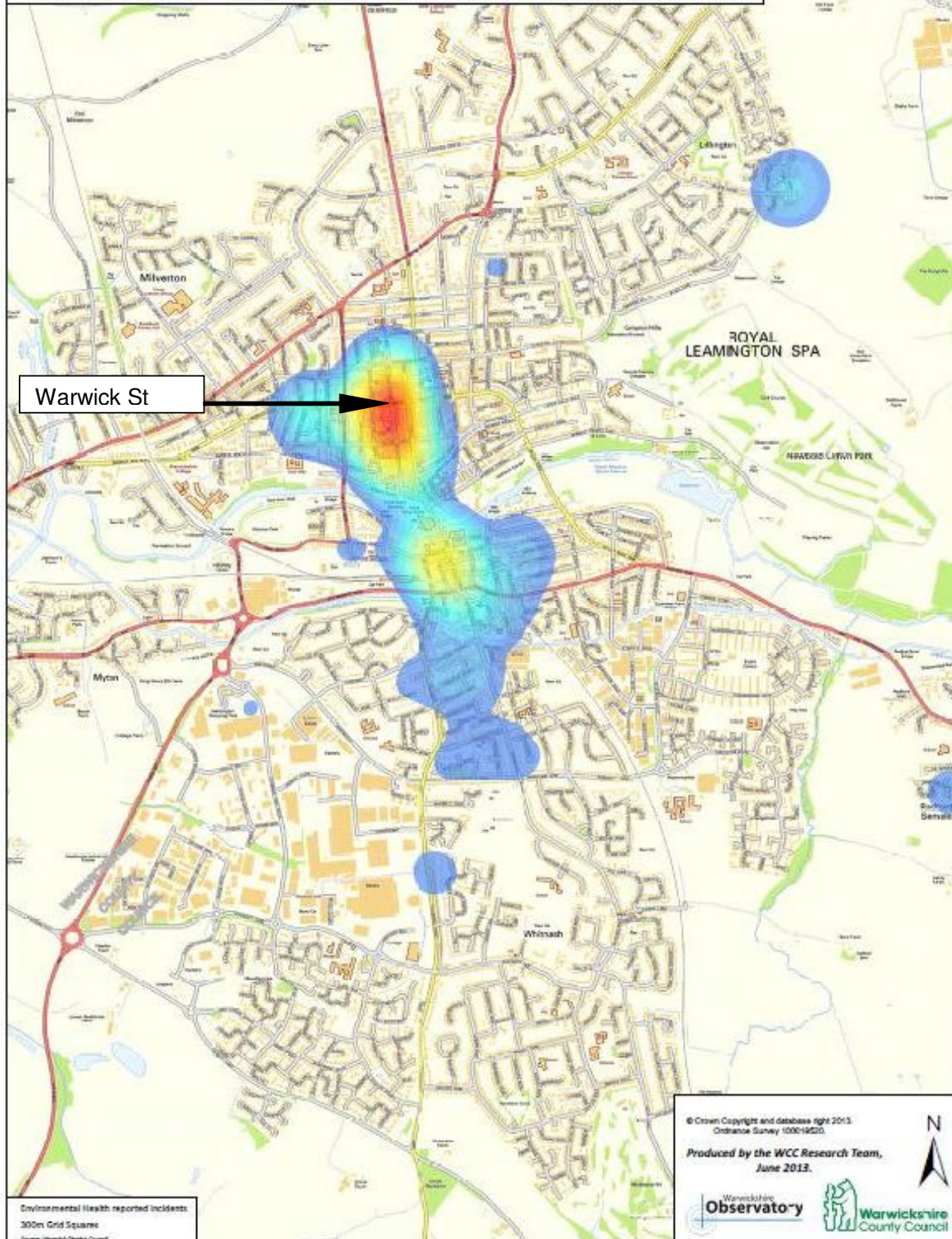
Leamington - Anti-Social Behaviour Incident Hotspots

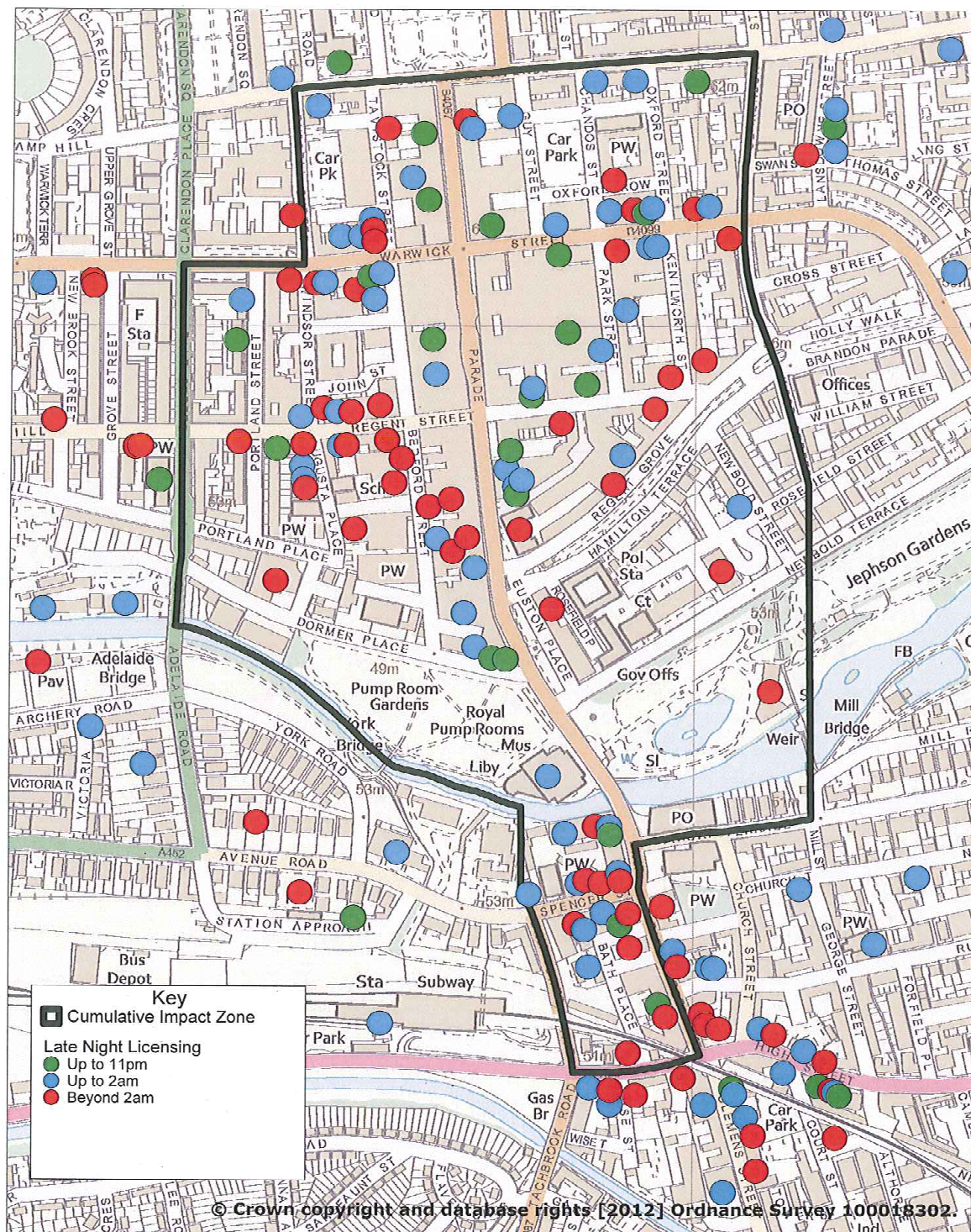
Year 3 - 2012 (30th September to 9th December)

Between 11pm and 4am - Excluding Fridays and Saturdays



**Leamington - Anti-Social Behaviour Hotspot
Year3 - 2012 (30th September to 9th December)
Fridays and Saturdays Only Between 11pm and 4am**





Late Night Licences & Cumulative Impact Zone

Scale: 1:5000

Date: 16 October 2012

Riverside House, Milverton Hill, Royal Leamington Spa, Warwickshire. CV32 5HZ

Tel: 01926 410410

